



Performance You Can Trust

FIRST ADVISORS
P O BOX 940
DAMARISCOTTA, ME 04543

TOWN OF LAMOINE
ATTN: STU MARCKOON, TREASURER
606 DOUGLAS HIGHWAY
LAMOINE, ME 04605

ACCOUNT NUMBER: **40335003135**



STATEMENT PERIOD: MARCH 01, 2012 THROUGH MARCH 31, 2012

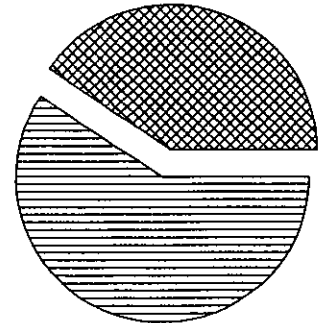
ACCOUNT NAME:	TOWN OF LAMOINE
ADMINISTRATIVE OFFICER:	AMANDA HORTON 207-288-3341 AMANDA.HORTON@THEFIRST.COM
INVESTMENT OFFICER:	SCOTT HAMMOND 207-288-1276 SCOTT.HAMMOND@THEFIRST.COM

ACCOUNT NUMBER: 40335003135

STATEMENT PERIOD: MARCH 01, 2012 THROUGH MARCH 31, 2012

PORTFOLIO SUMMARY

	TAX COST	MARKET VALUE	PERCENT
 CASH AND EQUIVALENTS	559,572.85	559,572.85	40.6%
 FIXED INCOME	809,950.00	819,330.30	59.4%
TOTAL ASSETS	1,369,522.85	1,378,903.15	100.0%
ACCRUED INCOME OTHER	4,450.27	4,450.27	
TOTAL ACCRUED INCOME	4,450.27	4,450.27	
TOTAL ASSETS & ACCRUALS	1,373,973.12	1,383,353.42	



BEGINNING MARKET VALUE 1,031,411.42
ENDING MARKET VALUE 1,383,353.42

ACTIVITY SUMMARY

	THIS PERIOD	YEAR TO DATE	REALIZED CAPITAL GAINS / LOSSES	
			THIS PERIOD	YEAR TO DATE
BEGINNING MARKET VALUE	1,028,237.69	1,106,663.32		
DIVIDENDS AND INTEREST	615.67	5,639.59		
OTHER RECEIPTS	350,000.00	350,000.00		
DISBURSEMENTS	0.00	85,000.00-		
FEES	513.26-	1,650.41-		
MISCELLANEOUS	350,102.41-	268,989.18-		
UNREALIZED GAINS / LOSSES	350,665.46	272,239.83		
ENDING MARKET VALUE	1,378,903.15	1,378,903.15		
			INVESTMENT PERFORMANCE	
			THIS PERIOD	YEAR TO DATE
			RATE OF RETURN	
			0.11%	0.80%

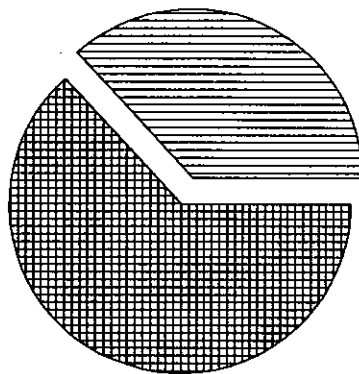
ACCOUNT NUMBER: 40335003135

STATEMENT PERIOD: MARCH 01, 2012 THROUGH MARCH 31, 2012

PORTFOLIO DETAIL

DESCRIPTION	MARKET VALUE/ PRICE	TAX COST/ UNREALIZED GAIN/LOSS	EST ANNUAL INCOME/ ACCRUED INC	CURRENT YIELD
CASH AND EQUIVALENTS				
FIRST ADVISORS MONEY MARKET .35%	559,572.85 1.00	559,572.85 0.00	1,958.50 163.21	0.35
TOTAL CASH AND EQUIVALENTS	559,572.85	559,572.85 0.00	1,958.50 163.21	0.35

BOND QUALITY SUMMARY



S & P QUALITY RATING	MARKET VALUE	PERCENT
TREASURY / AGENCY	300,880.50	36.7%
NOT RATED	518,449.80	63.3%
Total	819,330.30	100.0%

DESCRIPTION	RATING	PAR VALUE	MARKET VALUE/ PRICE	TAX COST/ UNREALIZED GAIN/LOSS	EST ANNUAL INCOME/ ACCRUED INC	CURRENT YIELD
FIXED INCOME						
ALLY BANK UT CD 1.75% 10/08/2014		50,000.000	50,843.50 101.69	50,000.00 843.50	875.00 420.49	1.72
BARCLAYS BANK CD 2.8% 01/13/2014		50,000.000	51,489.00 102.98	50,000.00 1,489.00	1,300.00 281.67	2.52
CITIZENS BANK FLINT MI CD 2.15% 02/05/2013		50,000.000	50,671.50 101.34	50,000.00 671.50	1,075.00 77.64	2.12
COMPASS BANK BIRMINGHAM AL CD .8% 08/26/2013		60,000.000	60,130.80 100.22	60,000.00 130.80	480.00 49.33	0.80
FFCB 1.12% 11/16/2015-2012	AA+	50,000.000	50,038.00 100.08	50,000.00 38.00	560.00 210.00	1.12
FFCB 2% 11/29/2017-2012	AA+	50,000.000	50,326.00 100.65	50,000.00 326.00	1,000.00 338.89	1.99
FHLB STEP 1.5% 08/24/2020	AA+	50,000.000	49,915.00 99.83	50,000.00 85.00-	750.00 77.08	1.50
FHLMC 2% 11/07/2017-2012	AA+	50,000.000	50,223.00 100.45	49,950.00 273.00	1,000.00 400.00	1.99

ACCOUNT NUMBER: **40335003135**

STATEMENT PERIOD: MARCH 01, 2012 THROUGH MARCH 31, 2012

PORTFOLIO DETAIL (CONTINUED)

DESCRIPTION	RATING	PAR VALUE	MARKET VALUE/ PRICE	TAX COST/ UNREALIZED GAIN/LOSS	EST ANNUAL INCOME/ ACCRUED INC	CURRENT YIELD
FIXED INCOME						
FHLMC 2.15% 11/21/2018-2012	AA+	50,000.000	49,987.50 99.98	50,000.00 12.50-	1,075.00 388.19	2.15
FNMA 1.75% 04/26/2017-2013	AA+	50,000.000	50,391.00 100.78	50,000.00 391.00	875.00 376.74	1.74
GE MONEY BANK 1.85% 09/09/2016		50,000.000	50,794.00 101.59	50,000.00 794.00	925.00	1.82
GE MONEY BANK DRAPER UT CD 2% 11/05/2015		50,000.000	51,098.00 102.20	50,000.00 1,098.00	1,000.00 406.59	1.96
GE MONEY BANK DRAPER UT CD 2.5% 08/22/2016		25,000.000	25,939.25 103.76	25,000.00 939.25	625.00 71.18	2.41
GE CAPITAL FINANCIAL INC CD 2.1% 12/29/2016		25,000.000	25,202.25 100.81	25,000.00 202.25	525.00 134.84	2.08
GOLDMAN SACHS BANK USA NY CD 2.05% 11/30/2016		50,000.000	50,514.00 101.03	50,000.00 514.00	1,025.00 346.36	2.03
WACHOVIA BANK HOUSTON TX CD 4.5% 01/25/2013		50,000.000	51,252.00 102.50	50,000.00 1,252.00	2,250.00 412.50	4.39
WILMINGTON TRUST CO DE CD 1.4% 10/29/2013		50,000.000	50,515.50 101.03	50,000.00 515.50	700.00 295.56	1.39
TOTAL FIXED INCOME			819,330.30	809,950.00 9,380.30	16,040.00 4,287.06	1.96
TOTAL ASSETS			1,378,903.15	1,369,522.85 9,380.30	17,998.50 4,450.27	1.31
TOTAL ACCRUED INC				4,450.27	4,450.27	
GRAND TOTAL ASSETS			1,383,353.42	1,373,973.12 9,380.30	17,998.50 4,450.27	1.31

Performance You Can Trust

TRANSACTION DETAIL

DATE	QUANTITY	DESCRIPTION	TRANSACTION TYPE	CASH	COST BASIS
03/01/12		BEGINNING BALANCE		0.00	1,019,420.44
DIVIDENDS					
03/01/12		MM0000099 DIVIDEND ON FIRST ADVISORS MONEY MARKET .35% PAYABLE 02/29/2012 EFFECTIVE 02/29/2012	DIVIDEND	69.03	
TOTAL DIVIDENDS				69.03	0.00
INTEREST					
03/05/12		173702FV8 INTEREST ON 50,000 UNITS CITIZENS BANK FLINT MI CD 2.15% 02/05/2013 PAYABLE 03/05/2012 36159A6D7	INTEREST RCVD	85.41	
03/14/12		INTEREST ON 50,000 UNITS GE MONEY BANK 1.85% 09/09/2016 PAYABLE 03/09/2012 EFFECTIVE 03/09/2012	INTEREST RCVD	461.23	
TOTAL INTEREST				546.64	0.00
OTHER RECEIPTS					
03/02/12		RECEIVED FROM TOWN OF LAMOINE TRANSFER FROM FIRST CHECKING PER E-MAILED REQUEST FROM STU MARCKOON	CASH RCVD	350,000.00	
TOTAL OTHER RECEIPTS				350,000.00	0.00
PURCHASES					
03/31/12	350,102.410	MM0000099 NET DEPOSIT FIRST ADVISORS MONEY MARKET .35%	NET CASH MGMT	350,102.41-	350,102.41
TOTAL PURCHASES				350,102.41-	350,102.41
OTHER DISBURSEMENTS					
03/07/12		FEE TO FIRST ADVISORS FOR THE PERIOD ENDING 02/29/2012 BASED ON AVERAGE MARKET VALUE _____ 855.44 DISCOUNT _____ 342.18	DISBURSEMENT	513.26-	
TOTAL OTHER DISBURSEMENTS				513.26-	0.00
03/31/12		ENDING BALANCE		0.00	1,369,522.85

