

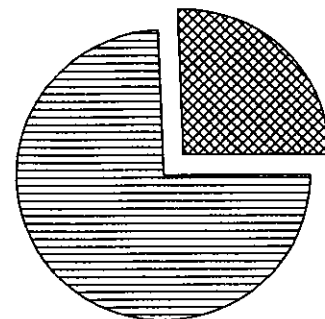


ACCOUNT NUMBER: 40335003135

STATEMENT PERIOD: MAY 01, 2012 THROUGH MAY 31, 2012

PORTFOLIO SUMMARY

	TAX COST	MARKET VALUE	PERCENT
 CASH AND EQUIVALENTS	282,949.96	282,949.96	25.7%
 FIXED INCOME	809,950.00	819,614.65	74.3%
TOTAL ASSETS	1,092,899.96	1,102,564.61	100.0%
ACCRUED INCOME OTHER	2,789.89	2,789.89	
TOTAL ACCRUED INCOME	2,789.89	2,789.89	
TOTAL ASSETS & ACCRUALS	1,095,689.85	1,105,354.50	
BEGINNING MARKET VALUE	1,234,345.25		
ENDING MARKET VALUE	1,105,354.50		



ACTIVITY SUMMARY

	THIS PERIOD	YEAR TO DATE	REALIZED CAPITAL GAINS / LOSSES	
			THIS PERIOD	YEAR TO DATE
BEGINNING MARKET VALUE	1,229,973.12	1,106,663.32		
DIVIDENDS AND INTEREST	3,236.49	10,357.03		
OTHER RECEIPTS	0.00	350,000.00		
DISBURSEMENTS	130,000.00-	365,000.00-		
FEES	657.15-	2,990.74-		
MISCELLANEOUS	127,420.66	7,633.71		
UNREALIZED GAINS / LOSSES	127,408.51-	4,098.71-		
ENDING MARKET VALUE	1,102,564.61	1,102,564.61		
			INVESTMENT PERFORMANCE	
			THIS PERIOD	YEAR TO DATE
			RATE OF RETURN	
			0.26%	1.26%

PORTFOLIO DETAIL

DESCRIPTION	MARKET VALUE/ PRICE	TAX COST/ UNREALIZED GAIN/LOSS	EST ANNUAL INCOME/ ACCRUED INC	CURRENT YIELD
CASH AND EQUIVALENTS				
FIRST ADVISORS MONEY MARKET .3%	282,949.96 1.00	282,949.96 0.00	990.32 82.53	0.35
TOTAL CASH AND EQUIVALENTS	282,949.96	282,949.96 0.00	990.32 82.53	0.35

BOND QUALITY SUMMARY

S & P QUALITY RATING	MARKET VALUE	PERCENT
TREASURY / AGENCY	251,516.00	30.7%
NOT RATED	568,098.65	69.3%
Total	819,614.65	100.0%

DESCRIPTION	RATING	PAR VALUE	MARKET VALUE/ PRICE	TAX COST/ UNREALIZED GAIN/LOSS	EST ANNUAL INCOME/ ACCRUED INC	CURRENT YIELD
FIXED INCOME						
ALLY BANK UT CD 1.75% 10/08/2014		50,000.000	50,830.00 101.66	50,000.00 830.00	875.00 129.10	1.72
BMW BANK NORTH AMERICA UT CD 1.75% 04/13/2017		50,000.000	49,660.00 99.32	50,000.00 340.00-	875.00 117.14	1.76
BARCLAYS BANK CD 2.6% 01/13/2014		50,000.000	51,444.00 102.89	50,000.00 1,444.00	1,300.00 500.00	2.53
CITIZENS BANK FLINT MI CD 2.15% 02/05/2013		50,000.000	50,556.00 101.11	50,000.00 556.00	1,075.00 79.52	2.13
COMPASS BANK BIRMINGHAM AL CD .8% 08/26/2013		60,000.000	60,164.40 100.27	60,000.00 164.40	480.00 129.23	0.80
FFCB 1.12% 11/16/2015-2012	AA+	50,000.000	50,131.50 100.26	50,000.00 131.50	580.00 23.33	1.12
FFCB 2% 11/29/2017-2012	AA+	50,000.000	50,351.50 100.70	50,000.00 351.50	1,000.00 5.56	1.99
FHLMC 2% 11/07/2017-2012	AA+	50,000.000	50,280.50 100.52	49,950.00 310.50	1,000.00 66.67	1.99

ACCOUNT NUMBER: 40335003135

STATEMENT PERIOD: MAY 01, 2012 THROUGH MAY 31, 2012

PORTFOLIO DETAIL (CONTINUED)

DESCRIPTION	RATING	PAR VALUE	MARKET VALUE/ PRICE	TAX COST/ UNREALIZED GAIN/LOSS	EST ANNUAL INCOME/ ACCRUED INC	CURRENT YIELD
FIXED INCOME						
FHLMC 2.15% 11/21/2018-2012	AA+	50,000.000	50,248.50 100.50	50,000.00 248.50	1,075.00 29.86	2.14
FNMA 1.75% 04/26/2017-2013	AA+	50,000.000	50,524.00 101.05	50,000.00 524.00	875.00 85.07	1.73
GE MONEY BANK DRAPER UT CD 1.85% 09/09/2016		50,000.000	50,905.50 101.81	50,000.00 905.50	925.00 211.14	1.82
GE MONEY BANK DRAPER UT CD 2% 11/05/2015		50,000.000	51,117.50 102.24	50,000.00 1,117.50	1,000.00 73.37	1.96
GE MONEY BANK DRAPER UT CD 2.5% 08/22/2016		25,000.000	25,974.25 103.90	25,000.00 974.25	625.00 175.14	2.41
GE CAPITAL FINANCIAL INC CD 2.1% 12/29/2016		25,000.000	25,270.00 101.08	25,000.00 270.00	525.00 222.34	2.08
GOLDMAN SACHS BANK USA NY CD 2.05% 11/30/2016		50,000.000	50,643.50 101.29	50,000.00 643.50	1,025.00 5.57	2.02
WACHOVIA BANK HOUSTON TX CD 4.5% 01/25/2013		50,000.000	51,008.50 102.02	50,000.00 1,008.50	2,250.00 791.21	4.41
WILMINGTON TRUST CO DE CD 1.4% 10/29/2013		50,000.000	50,525.00 101.05	50,000.00 525.00	700.00 63.11	1.39
TOTAL FIXED INCOME			819,614.65	809,950.00 9,664.65	16,165.00 2,707.36	1.97
TOTAL ASSETS			1,102,564.61	1,092,899.96 9,664.65	17,155.32 2,789.89	1.56
TOTAL ACCRUED INC			2,789.89	2,789.89		
GRAND TOTAL ASSETS			1,105,354.50	1,095,689.85 9,664.65	17,155.32 2,789.89	1.56

TRANSACTION DETAIL

DATE	QUANTITY	DESCRIPTION	TRANSACTION TYPE	CASH	COST BASIS
05/01/12		BEGINNING BALANCE		0.00	1,220,320.62
DIVIDENDS					
05/01/12		MM0000099 DIVIDEND ON FIRST ADVISORS MONEY MARKET .3% PAYABLE 04/30/2012 EFFECTIVE 04/30/2012	DIVIDEND	133.40	
TOTAL DIVIDENDS				133.40	0.00
INTEREST					
05/07/12		173702FV8 INTEREST ON 50,000 UNITS CITIZENS BANK FLINT MI CD 2.15% 02/05/2013 PAYABLE 05/05/2012 EFFECTIVE 05/05/2012	INTEREST RCVD	88.36	
05/07/12		36159AD72 INTEREST ON 50,000 UNITS GE MONEY BANK DRAPER UT CD 2% 11/05/2015 PAYABLE 05/05/2012 EFFECTIVE 05/05/2012	INTEREST RCVD	498.63	
05/07/12		3134G23T7 INTEREST ON 50,000 UNITS FHLMC 2% 11/07/2017-2012 PAYABLE 05/07/2012	INTEREST RCVD	500.00	
05/16/12		31331KS92 INTEREST ON 50,000 UNITS FFCB 1.12% 11/16/2015-2012 PAYABLE 05/16/2012	INTEREST RCVD	280.00	
05/21/12		3134G25J7 INTEREST ON 50,000 UNITS FHLMC 2.15% 11/21/2018-2012 PAYABLE 05/21/2012	INTEREST RCVD	537.50	
05/29/12		31331KX62 INTEREST ON 50,000 UNITS FFCB 2% 11/29/2017-2012 PAYABLE 05/29/2012	INTEREST RCVD	500.00	
05/29/12		31337BYT6 INTEREST ON 50,000 UNITS FHLB STEP 1.5% 08/24/2020 PAYABLE 05/24/2012 EFFECTIVE 05/24/2012	INTEREST RCVD	187.50	
05/30/12		38143ACS2 INTEREST ON 50,000 UNITS GOLDMAN SACHS BANK USA NY CD 2.05% 11/30/2016 PAYABLE 05/30/2012	INTEREST RCVD	511.10	
TOTAL INTEREST				3,103.09	0.00
OTHER DISBURSEMENTS					
05/07/12		FEE TO FIRST ADVISORS FOR THE PERIOD ENDING 04/30/2012 BASED ON AVERAGE MARKET VALUE 1,095.25 DISCOUNT 438.10	DISBURSEMENT	657.15-	
05/16/12		DISTRIBUTION BY WIRE PAID TO TOWN OF LAMOINE TRANSFER TO FIRST CHECKING PER E-MAIL FROM STU MARCKOON	DISBURSEMENT	130,000.00-	
TOTAL OTHER DISBURSEMENTS				130,657.15-	0.00



Performance You Can Trust

ACCOUNT NUMBER: 40335003135

STATEMENT PERIOD: MAY 01, 2012 THROUGH MAY 31, 2012

TRANSACTION DETAIL (CONTINUED)

DATE	QUANTITY	DESCRIPTION	TRANSACTION TYPE	CASH	COST BASIS
SALES AND MATURITIES					
05/24/12	50,000.000-	313376YT6 REDEEMED 05/24/2012 50,000 UNITS FHLB STEP 1.5% 08/24/2020	REDEEMED	50,000.00	50,000.00-
05/31/12	77,420.660-	MM0000099 NET WITHDRAWAL FIRST ADVISORS MONEY MARKET .3%	NET CASH MGMT	77,420.66	77,420.66-
TOTAL SALES AND MATURITIES				127,420.66	127,420.66-
05/31/12		ENDING BALANCE		0.00	1,092,899.96