

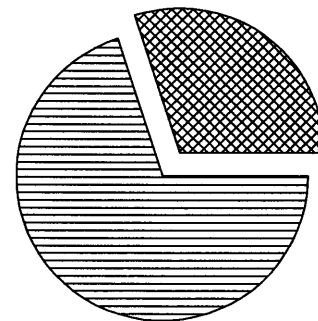


PORTFOLIO SUMMARY

	TAX COST	MARKET VALUE	PERCENT
 CASH AND EQUIVALENTS	318,246.53	318,246.53	29.9%
 FIXED INCOME	735,000.00	744,530.70	70.1%
TOTAL ASSETS	1,053,246.53	1,062,777.23	100.0%
ACCRUED INCOME OTHER	3,692.61	3,692.61	
TOTAL ACCRUED INCOME	3,692.61	3,692.61	
TOTAL ASSETS & ACCRUALS	1,056,939.14	1,066,469.84	
BEGINNING MARKET VALUE	1,200,007.15		
ENDING MARKET VALUE	1,066,469.84		



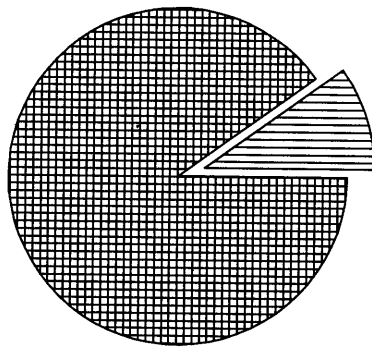
ACTIVITY SUMMARY

	THIS PERIOD	YEAR TO DATE	REALIZED CAPITAL GAINS / LOSSES	
			THIS PERIOD	YEAR TO DATE
BEGINNING MARKET VALUE	1,197,126.48	1,106,663.32		
DIVIDENDS AND INTEREST	495.95	18,182.58		
OTHER RECEIPTS	0.00	1,131,585.70		
DISBURSEMENTS	135,000.00-	1,190,000.00-	SHORT TERM	0.00
FEEs	628.60-	6,805.42-	TOTAL GAINS / LOSSES	0.00
MISCELLANEOUS	135,132.65	47,037.14		
UNREALIZED GAINS / LOSSES	134,349.25-	43,886.09-		
ENDING MARKET VALUE	1,062,777.23	1,062,777.23		
			INVESTMENT PERFORMANCE	
			THIS PERIOD	YEAR TO DATE
RATE OF RETURN			0.11%	1.93%

PORTFOLIO DETAIL

DESCRIPTION	MARKET VALUE/ PRICE	TAX COST/ UNREALIZED GAIN/LOSS	EST ANNUAL INCOME/ ACCRUED INC	CURRENT YIELD
CASH AND EQUIVALENTS				
FIRST ADVISORS MONEY MARKET .3%	318,246.53 1.00	318,246.53 0.00	954.74 79.56	0.30
TOTAL CASH AND EQUIVALENTS	318,246.53	318,246.53 0.00	954.74 79.56	0.30

BOND QUALITY SUMMARY



S & P QUALITY RATING	MARKET VALUE	PERCENT
TREASURY / AGENCY	75,096.50	10.1%
NOT RATED	669,434.20	89.9%
Total	744,530.70	100.0%

DESCRIPTION	RATING	PAR VALUE	MARKET VALUE/ PRICE	TAX COST/ UNREALIZED GAIN/LOSS	EST ANNUAL INCOME/ ACCRUED INC	CURRENT YIELD
FIXED INCOME						
ALLY BANK UT CD 1.75% 10/08/2014		50,000.000	50,900.00 101.80	50,000.00 900.00	875.00 204.33	1.72
BMW BANK NORTH AMERICA UT CD 1.75% 04/13/2017		50,000.000	50,650.50 101.30	50,000.00 650.50	875.00 192.31	1.73
BARCLAYS BANK CD 2.6% 01/13/2014		50,000.000	51,064.50 102.13	50,000.00 1,064.50	1,300.00 607.61	2.55
CITIZENS BANK FLINT MI CD 2.15% 02/05/2013		50,000.000	50,075.50 100.15	50,000.00 75.50	1,075.00 79.52	2.15
COMPASS BANK BIRMINGHAM AL CD .8% 08/26/2013		60,000.000	60,175.20 100.29	60,000.00 175.20	480.00 169.57	0.80
EVERBANK JACKSONVILLE FL CD 1.1% 11/30/2017		50,000.000	49,966.00 99.93	50,000.00 34.00-	550.00 48.62	1.10
FNMA 1.75% 04/26/2017-2013	AA+	50,000.000	50,261.00 100.52	50,000.00 261.00	875.00 157.99	1.74
FNMA CALL 1.2% 06/24/2019-2014	AA+	25,000.000	24,835.50 99.34	25,000.00 164.50-	300.00 5.83	1.21

TRANSACTION DETAIL

DATE	QUANTITY	DESCRIPTION	TRANSACTION TYPE	CASH	COST BASIS
12/01/12		BEGINNING BALANCE		0.00	1,188,379.18
DIVIDENDS					
12/03/12		MM0000099 DIVIDEND ON FIRST ADVISORS MONEY MARKET .3% PAYABLE 11/30/2012 EFFECTIVE 11/30/2012	DIVIDEND	144.39	
TOTAL DIVIDENDS				144.39	0.00
INTEREST					
12/05/12		173702FV8 INTEREST ON 50,000 UNITS CITIZENS BANK FLINT MI CD 2.15% 02/05/2013 PAYABLE 12/05/2012	INTEREST RCVD	88.34	
12/31/12		36160WJ34 INTEREST ON 25,000 UNITS GE CAPITAL FINANCIAL INC CD 2.1% 12/29/2016 PAYABLE 12/29/2012 EFFECTIVE 12/29/2012	INTEREST RCVD	263.22	
TOTAL INTEREST				351.56	0.00
PURCHASES					
12/24/12	25,000.000	3136G14U0 PURCHASED 25,000 UNITS FNMA CALL 1.2% 06/24/2019-2014 ON 12/05/2012 AT 100.00 THRU FTN FINANCIAL SECURITIES	BUY	25,000.00-	25,000.00
TOTAL PURCHASES				25,000.00-	25,000.00
FEES					
12/07/12		FEE TO FIRST ADVISORS FOR THE PERIOD ENDING 11/30/2012 BASED ON AVERAGE MARKET VALUE___1,047.67 DISCOUNT_____419.07	DISBURSEMENT	628.60-	
TOTAL FEES				628.60-	0.00
OTHER DISBURSEMENTS					
12/19/12		DISTRIBUTION BY WIRE PAID TO TOWN OF LAMOINE TRANSFER TO THE FIRST N.A. CHECKING ACCOUNT PER EMAILED REQUEST SIGNED BY STU MARCKOON	DISBURSEMENT	135,000.00-	
TOTAL OTHER DISBURSEMENTS				135,000.00-	0.00
SALES AND MATURITIES					
12/31/12	160,132.650-	MM0000099 NET WITHDRAWAL FIRST ADVISORS MONEY MARKET .3%	NET CASH MGMT	160,132.65	160,132.65-
TOTAL SALES AND MATURITIES				160,132.65	160,132.65-
12/31/12		ENDING BALANCE		0.00	1,053,246.53