



Performance You Can Trust

FIRST ADVISORS
P O BOX 940
DAMARISCOTTA, ME 04543

ACCOUNT NUMBER: 40335003135
STATEMENT PERIOD: JULY 01, 2012 THROUGH JULY 31, 2012



TOWN OF LAMOINE
ATTN: STU MARCKOON, TREASURER
606 DOUGLAS HIGHWAY
LAMOINE, ME 04605

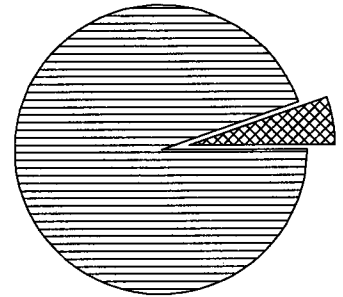
ACCOUNT NAME:	TOWN OF LAMOINE
ADMINISTRATIVE OFFICER:	AMANDA HORTON 207-288-3341 AMANDA.HORTON@THEFIRST.COM
INVESTMENT OFFICER:	SCOTT HAMMOND 207-288-1276 SCOTT.HAMMOND@THEFIRST.COM

ACCOUNT NUMBER: 40335003135

STATEMENT PERIOD: JULY 01, 2012 THROUGH JULY 31, 2012

PORTFOLIO SUMMARY

	TAX COST	MARKET VALUE	PERCENT
 CASH AND EQUIVALENTS	34,423.21	34,423.21	5.3%
 FIXED INCOME	610,000.00	618,615.40	94.7%
TOTAL ASSETS	644,423.21	653,038.61	100.0%
ACCRUED INCOME OTHER	2,462.61	2,462.61	
TOTAL ACCRUED INCOME	2,462.61	2,462.61	
TOTAL ASSETS & ACCRUALS	646,885.82	655,501.22	
BEGINNING MARKET VALUE	805,703.54		
ENDING MARKET VALUE	655,501.22		



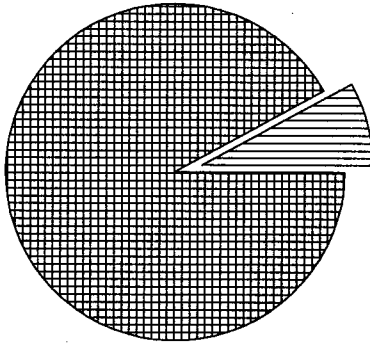
ACTIVITY SUMMARY

	THIS PERIOD	YEAR TO DATE	REALIZED CAPITAL GAINS / LOSSES	
			THIS PERIOD	YEAR TO DATE
BEGINNING MARKET VALUE	802,079.60	1,106,663.32		
DIVIDENDS AND INTEREST	2,372.61	13,218.22		
OTHER RECEIPTS	0.00	350,000.00		
DISBURSEMENTS	150,000.00-	815,000.00-	SHORT TERM	150.00-
FEEs	506.05-	4,078.68-	TOTAL GAINS / LOSSES	150.00-
MISCELLANEOUS	148,133.44	455,860.46		
UNREALIZED GAINS / LOSSES	149,040.99-	453,624.71-		
ENDING MARKET VALUE	653,038.61	653,038.61		
			INVESTMENT PERFORMANCE	
			THIS PERIOD	YEAR TO DATE
			RATE OF RETURN	0.18%
				1.40%

PORTFOLIO DETAIL

DESCRIPTION	MARKET VALUE/ PRICE	TAX COST/ UNREALIZED GAIN/LOSS	EST ANNUAL INCOME/ ACCRUED INC	CURRENT YIELD
CASH AND EQUIVALENTS				
FIRST ADVISORS MONEY MARKET .3%	34,423.21 1.00	34,423.21 0.00	103.27 8.61	0.30
TOTAL CASH AND EQUIVALENTS	34,423.21	34,423.21 0.00	103.27 8.61	0.30

BOND QUALITY SUMMARY



S & P QUALITY RATING	MARKET VALUE	PERCENT
TREASURY / AGENCY	50,472.00	8.2%
NOT RATED	568,143.40	91.8%
Total	618,615.40	100.0%

DESCRIPTION	RATING	PAR VALUE	MARKET VALUE/ PRICE	TAX COST/ UNREALIZED GAIN/LOSS	EST ANNUAL INCOME/ ACCRUED INC	CURRENT YIELD
FIXED INCOME						
ALLY BANK UT CD 1.75% 10/08/2014		50,000.000	50,809.50 101.62	50,000.00 809.50	875.00 274.93	1.72
BMW BANK NORTH AMERICA UT CD 1.75% 04/13/2017		50,000.000	49,819.50 99.64	50,000.00 180.50-	875.00 262.98	1.76
BARCLAYS BANK CD 2.6% 01/13/2014		50,000.000	51,378.50 102.76	50,000.00 1,378.50	1,300.00 67.12	2.53
CITIZENS BANK FLINT MI CD 2.15% 02/05/2013		50,000.000	50,429.00 100.86	50,000.00 429.00	1,075.00 79.52	2.13
COMPASS BANK BIRMINGHAM AL CD .8% 08/26/2013		60,000.000	60,185.40 100.31	60,000.00 185.40	480.00 209.67	0.80
FNMA 1.75% 04/26/2017-2013	AA+	50,000.000	50,472.00 100.94	50,000.00 472.00	875.00 230.90	1.73
GE MONEY BANK DRAPER UT CD 1.85% 09/09/2016		50,000.000	51,006.50 102.01	50,000.00 1,006.50	925.00 364.47	1.81
GE MONEY BANK DRAPER UT CD 2% 11/05/2015		50,000.000	51,146.00 102.29	50,000.00 1,146.00	1,000.00 239.13	1.96

PORTFOLIO DETAIL (CONTINUED)

DESCRIPTION	RATING	PAR VALUE	MARKET VALUE/ PRICE	TAX COST/ UNREALIZED GAIN/LOSS	EST ANNUAL INCOME/ ACCRUED INC	CURRENT YIELD
FIXED INCOME						
GE MONEY BANK DRAPER UT CD 2.5% 08/22/2016		25,000.000	26,005.25 104.02	25,000.00 1,005.25	625.00 279.88	2.40
GE CAPITAL FINANCIAL INC CD 2.1% 12/29/2016		25,000.000	25,331.75 101.33	25,000.00 331.75	525.00 47.34	2.07
GOLDMAN SACHS BANK USA NY CD 2.05% 11/30/2016		50,000.000	50,760.50 101.52	50,000.00 760.50	1,025.00 175.48	2.02
WACHOVIA BANK HOUSTON TX CD 4.5% 01/25/2013		50,000.000	50,765.50 101.53	50,000.00 765.50	2,250.00 42.80	4.43
WILMINGTON TRUST CO DE CD 1.4% 10/29/2013		50,000.000	50,506.00 101.01	50,000.00 506.00	700.00 179.78	1.39
TOTAL FIXED INCOME			618,615.40	610,000.00 8,615.40	12,530.00 2,454.00	2.03
TOTAL ASSETS			653,038.61	644,423.21 8,615.40	12,633.27 2,462.61	1.93
TOTAL ACCRUED INC			2,462.61	2,462.61		
GRAND TOTAL ASSETS			655,501.22	646,885.82 8,615.40	12,633.27 2,462.61	1.93

TRANSACTION DETAIL

DATE	QUANTITY	DESCRIPTION	TRANSACTION TYPE	CASH	COST BASIS
07/01/12		BEGINNING BALANCE		0.00	792,706.65
DIVIDENDS					
07/02/12		MM0000099 DIVIDEND ON FIRST ADVISORS MONEY MARKET .3% PAYABLE 06/30/2012 EFFECTIVE 06/30/2012	DIVIDEND	51.18	
TOTAL DIVIDENDS				51.18	0.00
INTEREST					
07/05/12		173702FV8 INTEREST ON 50,000 UNITS CITIZENS BANK FLINT MI CD 2.15% 02/05/2013 PAYABLE 07/05/2012 06740KCZ8	INTEREST RCVD	88.34	
07/13/12		INTEREST ON 50,000 UNITS BARCLAYS BANK CD 2.6% 01/13/2014 PAYABLE 07/13/2012 3134G23T7	INTEREST RCVD	648.22	
07/13/12		ACCRUED INTEREST RECEIVED 50,000 UNITS FHLMC 2% 11/07/2017-2012 31331KX62	ACCRUED INT	183.56	
07/13/12		ACCRUED INTEREST RECEIVED 50,000 UNITS FFCB 2% 11/29/2017-2012 3134G25J7	ACCRUED INT	123.29	
07/13/12		ACCRUED INTEREST RECEIVED 50,000 UNITS FHLMC 2.15% 11/21/2018-2012 92979HAH9	ACCRUED INT	156.10	
07/25/12		INTEREST ON 50,000 UNITS WACHOVIA BANK HOUSTON TX CD 4.5% 01/25/2013 PAYABLE 07/25/2012	INTEREST RCVD	1,121.92	
TOTAL INTEREST				2,321.43	0.00
PURCHASES					
07/31/12	1,666.560	MM0000099 NET DEPOSIT FIRST ADVISORS MONEY MARKET .3%	NET CASH MGMT	1,666.56-	1,666.56
TOTAL PURCHASES				1,666.56-	1,666.56
OTHER DISBURSEMENTS					
07/09/12		FEE TO FIRST ADVISORS FOR THE PERIOD ENDING 06/30/2012 BASED ON AVERAGE MARKET VALUE _____ 843.42 DISCOUNT _____ 337.37	DISBURSEMENT	506.05-	
07/19/12		DISTRIBUTION BY WIRE PAID TO TOWN OF LAMOINE DISTRIBUTION PER EMAILED LETTER 7/19/12 SIGNED BY STU MARCKOON	DISBURSEMENT	150,000.00-	
TOTAL OTHER DISBURSEMENTS				150,506.05-	0.00

ACCOUNT NUMBER: **40335003135**

STATEMENT PERIOD: JULY 01, 2012 THROUGH JULY 31, 2012

Performance You Can Trust

TRANSACTION DETAIL (CONTINUED)

DATE	QUANTITY	DESCRIPTION	TRANSACTION TYPE	CASH	COST BASIS
SALES AND MATURITIES					
07/13/12	50,000.000-	3134G23T7 SOLD 50,000 UNITS FHLMC 2% 11/07/2017-2012 ON 07/12/2012 AT 99.85	SELL	49,925.00	49,950.00-
07/13/12	50,000.000-	31331KX62 SOLD 50,000 UNITS FFCB 2% 11/29/2017-2012 ON 07/12/2012 AT 99.90	SELL	49,950.00	50,000.00-
07/13/12	50,000.000-	3134G25J7 SOLD 50,000 UNITS FHLMC 2.15% 11/21/2018-2012 ON 07/12/2012 AT 99.85	SELL	49,925.00	50,000.00-
TOTAL SALES AND MATURITIES				149,800.00	149,950.00-
07/31/12		ENDING BALANCE		0.00	644,423.21