

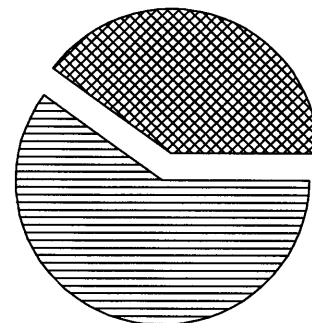


PORTFOLIO SUMMARY

	TAX COST	MARKET VALUE	PERCENT
 CASH AND EQUIVALENTS	478,379.18	478,379.18	40.0%
 FIXED INCOME	710,000.00	718,747.30	60.0%
TOTAL ASSETS	1,188,379.18	1,197,126.48	100.0%
ACCRUED INCOME OTHER	2,880.67	2,880.67	
TOTAL ACCRUED INCOME	2,880.67	2,880.67	
TOTAL ASSETS & ACCRUALS	1,191,259.85	1,200,007.15	
BEGINNING MARKET VALUE	1,339,200.26		
ENDING MARKET VALUE	1,200,007.15		



ACTIVITY SUMMARY

	THIS PERIOD	YEAR TO DATE	REALIZED CAPITAL GAINS / LOSSES	
			THIS PERIOD	YEAR TO DATE
BEGINNING MARKET VALUE	1,336,283.60	1,106,663.32		
DIVIDENDS AND INTEREST	1,293.95	17,686.63		
OTHER RECEIPTS	0.00	1,131,585.70		
DISBURSEMENTS	140,000.00-	1,055,000.00-	SHORT TERM	0.00
FEEs	691.97-	6,176.82-	TOTAL GAINS / LOSSES	0.00
MISCELLANEOUS	139,398.02	88,095.51-		
UNREALIZED GAINS / LOSSES	139,157.12-	90,463.16		
ENDING MARKET VALUE	1,197,126.48	1,197,126.48		
			INVESTMENT PERFORMANCE	
			THIS PERIOD	YEAR TO DATE
			RATE OF RETURN	0.11%
				1.81%

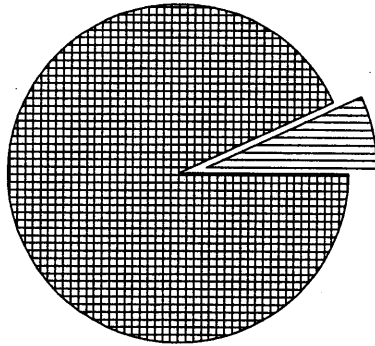
ACCOUNT NUMBER: 40335003135

STATEMENT PERIOD: NOVEMBER 01, 2012 THROUGH NOVEMBER 30, 2012

PORTFOLIO DETAIL

DESCRIPTION	MARKET VALUE/ PRICE	TAX COST/ UNREALIZED GAIN/LOSS	EST ANNUAL INCOME/ ACCRUED INC	CURRENT YIELD
CASH AND EQUIVALENTS				
FIRST ADVISORS MONEY MARKET .3%	478,379.18 1.00	478,379.18 0.00	1,435.14 119.60	0.30
TOTAL CASH AND EQUIVALENTS	478,379.18	478,379.18 0.00	1,435.14 119.60	0.30

BOND QUALITY SUMMARY



S & P QUALITY RATING	MARKET VALUE	PERCENT
TREASURY / AGENCY	50,308.00	7.0%
NOT RATED	668,439.30	93.0%
Total	718,747.30	100.0%

DESCRIPTION	RATING	PAR VALUE	MARKET VALUE/ PRICE	TAX COST/ UNREALIZED GAIN/LOSS	EST ANNUAL INCOME/ ACCRUED INC	CURRENT YIELD
FIXED INCOME						
ALLY BANK UT CD 1.75% 10/08/2014		50,000.000	50,845.00 101.69	50,000.00 845.00	875.00 129.81	1.72
BMW BANK NORTH AMERICA UT CD 1.75% 04/13/2017		50,000.000	50,398.00 100.80	50,000.00 398.00	875.00 117.79	1.74
BARCLAYS BANK CD 2.6% 01/13/2014		50,000.000	51,130.50 102.26	50,000.00 1,130.50	1,300.00 498.10	2.54
CITIZENS BANK FLINT MI CD 2.15% 02/05/2013		50,000.000	50,147.00 100.29	50,000.00 147.00	1,075.00 76.58	2.14
COMPASS BANK BIRMINGHAM AL CD .8% 08/26/2013		60,000.000	60,184.80 100.31	60,000.00 184.80	480.00 129.13	0.80
EVERBANK JACKSONVILLE FL CD 1.1% 11/30/2017		50,000.000	49,663.50 99.33	50,000.00 336.50	550.00 1.52	1.11
FNMA 1.75% 04/26/2017-2013	AA+	50,000.000	50,308.00 100.62	50,000.00 308.00	875.00 85.07	1.74
GE MONEY BANK DRAPER UT CD 1.85% 09/09/2016		50,000.000	51,273.50 102.55	50,000.00 1,273.50	925.00 212.09	1.80

ACCOUNT NUMBER: **40335003135**

STATEMENT PERIOD: NOVEMBER 01, 2012 THROUGH NOVEMBER 30, 2012

PORTFOLIO DETAIL (CONTINUED)

DESCRIPTION	RATING	PAR VALUE	MARKET VALUE/ PRICE	TAX COST/ UNREALIZED GAIN/LOSS	EST ANNUAL INCOME/ ACCRUED INC	CURRENT YIELD
FIXED INCOME						
GE MONEY BANK DRAPER UT CD 2% 11/05/2015		50,000.000	51,297.00 102.59	50,000.00 1,297.00	1,000.00 71.82	1.95
GE MONEY BANK DRAPER UT CD 2.5% 08/22/2016		25,000.000	26,089.25 104.36	25,000.00 1,089.25	625.00 174.93	2.40
GE CAPITAL FINANCIAL INC CD 2.1% 12/29/2016		25,000.000	25,545.75 102.18	25,000.00 545.75	525.00 222.34	2.06
GOLDMAN SACHS BANK USA NY CD 2.05% 11/30/2016		50,000.000	51,156.50 102.31	50,000.00 1,156.50	1,025.00 2.83	2.00
GOLDMAN SACHS BANK USA NY CD 2.05% 09/26/2019		50,000.000	50,056.50 100.11	50,000.00 56.50	1,025.00 186.88	2.05
WACHOVIA BANK HOUSTON TX CD 4.5% 01/25/2013		50,000.000	50,226.00 100.45	50,000.00 226.00	2,250.00 788.72	4.48
WILMINGTON TRUST CO DE CD 1.4% 10/29/2013		50,000.000	50,426.00 100.85	50,000.00 426.00	700.00 63.46	1.39
TOTAL FIXED INCOME			718,747.30	710,000.00 8,747.30	14,105.00 2,761.07	1.96
TOTAL ASSETS			1,197,126.48	1,188,379.18 8,747.30	15,540.14 2,880.67	1.30
TOTAL ACCRUED INC				2,880.67	2,880.67	
GRAND TOTAL ASSETS			1,200,007.15	1,191,259.85 8,747.30	15,540.14 2,880.67	1.30

TRANSACTION DETAIL

DATE	QUANTITY	DESCRIPTION	TRANSACTION TYPE	CASH	COST BASIS
11/01/12		BEGINNING BALANCE		0.00	1,327,777.20
DIVIDENDS					
11/01/12		MM0000099 DIVIDEND ON FIRST ADVISORS MONEY MARKET .3% PAYABLE 10/31/2012 EFFECTIVE 10/31/2012	DIVIDEND	181.82	
TOTAL DIVIDENDS				181.82	0.00
INTEREST					
11/05/12		173702FV8 INTEREST ON 50,000 UNITS CITIZENS BANK FLINT MI CD 2.15% 02/05/2013 PAYABLE 11/05/2012 36159AD72	INTEREST RCVD	91.31	
11/05/12		INTEREST ON 50,000 UNITS GE MONEY BANK DRAPER UT CD 2% 11/05/2015 PAYABLE 11/05/2012 38143ACS2	INTEREST RCVD	504.11	
11/30/12		INTEREST ON 50,000 UNITS GOLDMAN SACHS BANK USA NY CD 2.05% 11/30/2016 PAYABLE 11/30/2012	INTEREST RCVD	516.71	
TOTAL INTEREST				1,112.13	0.00
PURCHASES					
11/30/12	50,000.000	29976DPY0 PURCHASED 50,000 UNITS EVERBANK JACKSONVILLE FL CD 1.1% 11/30/2017 ON 11/19/2012 AT 100.00 THRU UBS FINANCIAL SERVICES	BUY	50,000.00-	50,000.00
TOTAL PURCHASES				50,000.00-	50,000.00
FEES					
11/07/12		FEE TO FIRST ADVISORS FOR THE PERIOD ENDING 10/31/2012 BASED ON AVERAGE MARKET VALUE 1,153.29 DISCOUNT 461.32	DISBURSEMENT	691.97-	
TOTAL FEES				691.97-	0.00
OTHER DISBURSEMENTS					
11/14/12		DISTRIBUTION BY WIRE PAID TO TOWN OF LAMOINE	DISBURSEMENT	140,000.00-	
TOTAL OTHER DISBURSEMENTS				140,000.00-	0.00
SALES AND MATURITIES					
11/30/12	189,398.020-	MM0000099 NET WITHDRAWAL FIRST ADVISORS MONEY MARKET .3%	NET CASH MGMT	189,398.02	189,398.02-
TOTAL SALES AND MATURITIES				189,398.02	189,398.02-
11/30/12		ENDING BALANCE		0.00	1,188,379.18