

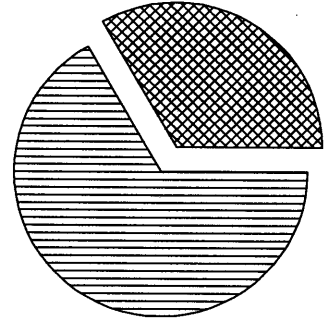


ACCOUNT NUMBER:

STATEMENT PERIOD: APRIL 01, 2013 THROUGH APRIL 30, 2013

PORTFOLIO SUMMARY

	TAX COST	MARKET VALUE	PERCENT
 CASH AND EQUIVALENTS	396,599.23	396,599.23	33.3%
 FIXED INCOME	784,937.50	795,852.15	66.7%
TOTAL ASSETS	1,181,536.73	1,192,451.38	100.0%
ACCRUED INCOME OTHER	2,907.37	2,907.37	
TOTAL ACCRUED INCOME	2,907.37	2,907.37	
TOTAL ASSETS & ACCRUALS	1,184,444.10	1,195,358.75	
BEGINNING MARKET VALUE	1,293,107.76		
ENDING MARKET VALUE	1,195,358.75		



ACTIVITY SUMMARY


	THIS PERIOD	YEAR TO DATE	REALIZED CAPITAL GAINS / LOSSES	
			THIS PERIOD	YEAR TO DATE
BEGINNING MARKET VALUE	1,289,757.28	1,062,777.23		
DIVIDENDS AND INTEREST	1,772.94	5,486.86		
OTHER RECEIPTS	0.00	325,000.00		
DISBURSEMENTS	100,000.00-	200,000.00-		
FEES	621.99-	2,196.66-		
MISCELLANEOUS	98,849.05	128,290.20-		
UNREALIZED GAINS / LOSSES	97,305.90-	129,674.15		
ENDING MARKET VALUE	1,192,451.38	1,192,451.38		
			INVESTMENT PERFORMANCE	
			THIS PERIOD	YEAR TO DATE
			RATE OF RETURN	
			0.26%	0.65%

ACCOUNT NUMBER:
STATEMENT PERIOD: APRIL 01, 2013 THROUGH APRIL 30, 2013

PORTFOLIO DETAIL

DESCRIPTION	MARKET VALUE/PRICE	TAX COST/UNREALIZED GAIN/LOSS	EST ANNUAL INCOME/ACCRUED INC	CURRENT YIELD
CASH AND EQUIVALENTS				
FIRST ADVISORS MONEY MARKET .3%	396,599.23 1.00	396,599.23 0.00	1,189.80 99.15	0.30
TOTAL CASH AND EQUIVALENTS	396,599.23	396,599.23 0.00	1,189.80 99.15	0.30

BOND QUALITY SUMMARY



DESCRIPTION	RATING	PAR VALUE	MARKET VALUE/PRICE	TAX COST/UNREALIZED GAIN/LOSS	EST ANNUAL INCOME/ACCRUED INC	CURRENT YIELD
FIXED INCOME						
ALLY BANK UT CD 1.75% 10/08/2014		50,000.000	50,892.50 101.79	50,000.00 892.50	875.00 54.99	1.72
BMW BANK NORTH AMERICA UT CD 1.75% 04/13/2017		50,000.000	50,996.00 101.99	50,000.00 996.00	875.00 43.03	1.72
BARCLAYS BANK CD 2.6% 01/13/2014		50,000.000	50,767.50 101.54	50,000.00 767.50	1,300.00 387.85	2.56
COMPASS BANK BIRMINGHAM AL CD .8% 08/26/2013		60,000.000	60,098.40 100.16	60,000.00 98.40	480.00 87.51	0.80
EVERBANK JACKSONVILLE FL CD 1.1% 11/30/2017		50,000.000	50,609.50 101.22	50,000.00 609.50	550.00 230.94	1.09
FHLMC CALL .75% 06/27/2017-2013	AA+	50,000.000	49,995.50 99.99	49,937.50 58.00	375.00 129.17	0.75
FNMA CALL 1.2% 06/24/2019-2014	AA+	25,000.000	25,004.00 100.02	25,000.00 4.00	300.00 105.83	1.20
FNMA 1.05% 02/27/2018-2015	AA+	50,000.000	50,111.00 100.22	50,000.00 111.00	525.00 93.33	1.05

ACCOUNT NUMBER: 10037
STATEMENT PERIOD: APRIL 01, 2013 THROUGH APRIL 30, 2013

PORTFOLIO DETAIL (CONTINUED)

DESCRIPTION	RATING	PAR VALUE	MARKET VALUE/ PRICE	TAX COST/ UNREALIZED GAIN/LOSS	EST ANNUAL INCOME/ ACCRUED INC	CURRENT YIELD
FIXED INCOME						
FNMA CALL 1.75% 09/25/2020-2015	AA+	50,000.000	50,631.50 101.26	50,000.00 631.50	875.00 87.50	1.73
GE MONEY BANK DRAPER UT CD 1.85% 09/09/2016		50,000.000	51,110.50 102.22	50,000.00 1,110.50	925.00 133.22	1.81
GE MONEY BANK DRAPER UT CD 2% 11/05/2015		50,000.000	51,230.00 102.46	50,000.00 1,230.00	1,000.00 488.95	1.95
GE MONEY BANK DRAPER UT CD 2.5% 08/22/2016		25,000.000	26,080.50 104.32	25,000.00 1,080.50	625.00 120.86	2.40
GE CAPITAL FINANCIAL INC CD 2.1% 12/29/2016		25,000.000	25,772.25 103.09	25,000.00 772.25	525.00 177.40	2.04
GOLDMAN SACHS BANK USA NY CD 2.05% 11/30/2016		50,000.000	51,509.50 103.02	50,000.00 1,509.50	1,025.00 430.39	1.99
GOLDMAN SACHS BANK USA NY CD 2.05% 09/26/2019		50,000.000	50,870.50 101.74	50,000.00 870.50	1,025.00 100.27	2.01
GOLDMAN SACHS BANK NY CD 1.75% 03/06/2020		50,000.000	49,911.00 99.82	50,000.00 89.00	875.00 133.15	1.75
WILMINGTON TRUST CO DE CD 1.4% 10/29/2013		50,000.000	50,262.00 100.52	50,000.00 262.00	700.00 3.83	1.39
TOTAL FIXED INCOME			795,852.15	784,937.50 10,914.65	12,855.00 2,808.22	1.62
TOTAL ASSETS			1,192,451.38	1,181,536.73 10,914.65	14,044.80 2,907.37	1.18
TOTAL ACCRUED INC				2,907.37	2,907.37	
GRAND TOTAL ASSETS			1,195,358.75	1,184,444.10 10,914.65	14,044.80 2,907.37	1.18

ACCOUNT NUMBER.

STATEMENT PERIOD: APRIL 01, 2013 THROUGH APRIL 30, 2013

TRANSACTION DETAIL

DATE	QUANTITY	DESCRIPTION	TRANSACTION TYPE	CASH	COST BASIS
04/01/13		BEGINNING BALANCE		0.00	1,280,385.78
DIVIDENDS					
04/01/13		MM0000099 DIVIDEND ON FIRST ADVISORS MONEY MARKET .3% PAYABLE 03/31/2013 EFFECTIVE 03/31/2013	DIVIDEND	113.79	
TOTAL DIVIDENDS				113.79	0.00
INTEREST					
04/08/13		02004MU84 INTEREST ON 50,000 UNITS ALLY BANK UT CD 1.75% 10/08/2014 PAYABLE 04/08/2013	INTEREST RCVD	436.30	
04/15/13		05568PV95 INTEREST ON 50,000 UNITS BMW BANK NORTH AMERICA UT CD 1.75% 04/13/2017 PAYABLE 04/13/2013 EFFECTIVE 04/13/2013	INTEREST RCVD	436.30	
04/26/13		3136FTFN4 INTEREST ON 50,000 UNITS FNMA 1.75% 04/26/2017-2013 PAYABLE 04/26/2013	INTEREST RCVD	437.50	
04/29/13		971804TL3 INTEREST ON 50,000 UNITS WILMINGTON TRUST CO DE CD 1.4% 10/29/2013 PAYABLE 04/29/2013	INTEREST RCVD	349.05	
TOTAL INTEREST				1,659.15	0.00
FEES					
04/08/13		FEE TO FIRST ADVISORS FOR THE PERIOD ENDING 03/31/2013 BASED ON AVERAGE MARKET VALUE 1,036.65 DISCOUNT 414.66	DISBURSEMENT	621.99-	
TOTAL FEES				621.99-	0.00
OTHER DISBURSEMENTS					
04/19/13		DISTRIBUTION BY WIRE PAID TO TOWN OF LAMOINE TRANSFER TO THE FIRST N.A. CHECKING ACCOUNT PER FAXED REQUEST FROM STU MARCKOON	DISBURSEMENT	100,000.00-	
TOTAL OTHER DISBURSEMENTS				100,000.00-	0.00
SALES AND MATURITIES					
04/26/13	50,000.000-	3136FTFN4 REDEEMED 04/26/2013 50,000 UNITS FNMA 1.75% 04/26/2017-2013	REDEEMED	50,000.00	50,000.00-
04/30/13	48,849.050-	MM0000099 NET WITHDRAWAL FIRST ADVISORS MONEY MARKET .3%	NET CASH MGMT	48,849.05	48,849.05-
TOTAL SALES AND MATURITIES				98,849.05	98,849.05-
04/30/13		ENDING BALANCE		0.00	1,181,536.73