

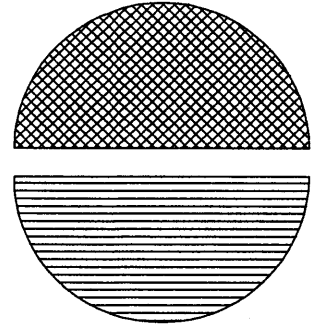


ACCOUNT NUMBER: .

STATEMENT PERIOD: OCTOBER 01, 2012 THROUGH OCTOBER 31, 2012

PORTFOLIO SUMMARY

	TAX COST	MARKET VALUE	PERCENT
 CASH AND EQUIVALENTS	667,777.20	667,777.20	50.0%
 FIXED INCOME	660,000.00	668,506.40	50.0%
TOTAL ASSETS	1,327,777.20	1,336,283.60	100.0%
ACCRUED INCOME OTHER	2,916.66	2,916.66	
TOTAL ACCRUED INCOME	2,916.66	2,916.66	
TOTAL ASSETS & ACCRUALS	1,330,693.86	1,339,200.26	
BEGINNING MARKET VALUE	1,438,767.31		
ENDING MARKET VALUE	1,339,200.26		



ACTIVITY SUMMARY

	THIS PERIOD	YEAR TO DATE
BEGINNING MARKET VALUE	1,435,221.57	1,106,663.32
DIVIDENDS AND INTEREST	1,924.62	16,392.68
OTHER RECEIPTS	0.00	1,131,585.70
DISBURSEMENTS	100,000.00-	915,000.00-
FEES	660.04-	5,484.85-
MISCELLANEOUS	98,735.42	227,493.53-
UNREALIZED GAINS / LOSSES	98,937.97-	229,620.28
ENDING MARKET VALUE	1,336,283.60	1,336,283.60

REALIZED CAPITAL GAINS / LOSSES		
	THIS PERIOD	YEAR TO DATE
SHORT TERM	0.00	250.00-
TOTAL GAINS / LOSSES	0.00	250.00-

INVESTMENT PERFORMANCE		
	THIS PERIOD	YEAR TO DATE
RATE OF RETURN	0.12%	1.67%

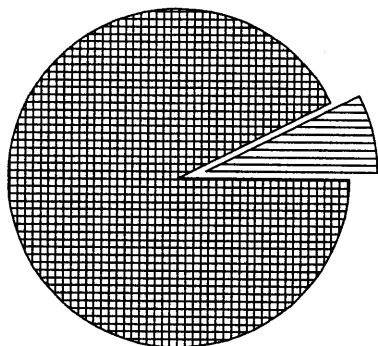
ACCOUNT NUMBER:

STATEMENT PERIOD: OCTOBER 01, 2012 THROUGH OCTOBER 31, 2012

PORTFOLIO DETAIL

DESCRIPTION	MARKET VALUE/ PRICE	TAX COST/ UNREALIZED GAIN/LOSS	EST ANNUAL INCOME/ ACCRUED INC	CURRENT YIELD
CASH AND EQUIVALENTS				
FIRST ADVISORS MONEY MARKET .3%	667,777.20 1.00	667,777.20 0.00	2,003.33 166.94	0.30
TOTAL CASH AND EQUIVALENTS	667,777.20	667,777.20	2,003.33 166.94	0.30

BOND QUALITY SUMMARY



S & P QUALITY RATING	MARKET VALUE	PERCENT
TREASURY / AGENCY	50,362.50	7.5%
NOT RATED	618,143.90	92.5%
Total	668,506.40	100.0%

DESCRIPTION	RATING	PAR VALUE	MARKET VALUE/ PRICE	TAX COST/ UNREALIZED GAIN/LOSS	EST ANNUAL INCOME/ ACCRUED INC	CURRENT YIELD
FIXED INCOME						
ALLY BANK UT CD 1.75% 10/08/2014		50,000.000	50,793.50 101.59	50,000.00 793.50	875.00 57.69	1.72
BMW BANK NORTH AMERICA UT CD 1.75% 04/13/2017		50,000.000	50,245.50 100.49	50,000.00 245.50	875.00 45.67	1.74
BARCLAYS BANK CD 2.6% 01/13/2014		50,000.000	51,194.50 102.39	50,000.00 1,194.50	1,300.00 392.12	2.54
CITIZENS BANK FLINT MI CD 2.15% 02/05/2013		50,000.000	50,217.50 100.44	50,000.00 217.50	1,075.00 79.52	2.14
COMPASS BANK BIRMINGHAM AL CD .8% 08/26/2013		60,000.000	60,191.40 100.32	60,000.00 191.40	480.00 90.00	0.80
FNMA 1.75% 04/26/2017-2013	AA+	50,000.000	50,362.50 100.73	50,000.00 362.50	875.00 12.15	1.74
GE MONEY BANK DRAPER UT CD 1.85% 09/09/2016		50,000.000	51,175.00 102.35	50,000.00 1,175.00	925.00 135.43	1.81
GE MONEY BANK DRAPER UT CD 2% 11/05/2015		50,000.000	51,243.00 102.49	50,000.00 1,243.00	1,000.00 489.13	1.95

ACCOUNT NUMBER: .

STATEMENT PERIOD: OCTOBER 01, 2012 THROUGH OCTOBER 31, 2012

PORTFOLIO DETAIL (CONTINUED)

DESCRIPTION	RATING	PAR VALUE	MARKET VALUE/ PRICE	TAX COST/ UNREALIZED GAIN/LOSS	EST ANNUAL INCOME/ ACCRUED INC	CURRENT YIELD
FIXED INCOME						
GE MONEY BANK DRAPER UT CD 2.5% 08/22/2016		25,000.00	26,049.75 104.20	25,000.00 1,049.75	625.00 123.98	2.40
GE CAPITAL FINANCIAL INC CD 2.1% 12/29/2016		25,000.00	25,480.75 101.92	25,000.00 480.75	525.00 179.30	2.06
GOLDMAN SACHS BANK USA NY CD 2.05% 11/30/2016		50,000.00	51,032.00 102.06	50,000.00 1,032.00	1,025.00 431.73	2.01
GOLDMAN SACHS BANK USA NY CD 2.05% 09/26/2019		50,000.00	49,712.00 99.42	50,000.00 288.00-	1,025.00 101.93	2.06
WACHOVIA BANK HOUSTON TX CD 4.5% 01/25/2013		50,000.00	50,359.00 100.72	50,000.00 359.00	2,250.00 605.30	4.47
WILMINGTON TRUST CO DE CD 1.4% 10/29/2013		50,000.00	50,450.00 100.90	50,000.00 450.00	700.00 5.77	1.39
TOTAL FIXED INCOME			668,506.40	660,000.00 8,506.40	13,555.00 2,749.72	2.03
TOTAL ASSETS			1,336,283.60	1,327,777.20 8,506.40	15,558.33 2,916.66	1.16
TOTAL ACCRUED INC				2,916.66	2,916.66	
GRAND TOTAL ASSETS			1,339,200.26	1,330,693.86 8,506.40	15,558.33 2,916.66	1.16

TRANSACTION DETAIL

DATE	QUANTITY	DESCRIPTION	TRANSACTION TYPE	CASH	COST BASIS
10/01/12		BEGINNING BALANCE		0.00	1,426,512.62
DIVIDENDS					
10/01/12		MM0000099 DIVIDEND ON FIRST ADVISORS MONEY MARKET .3% PAYABLE 09/30/2012 EFFECTIVE 09/30/2012	DIVIDEND	170.40	
TOTAL DIVIDENDS				170.40	0.00
INTEREST					
10/05/12		173702FV8 INTEREST ON 50,000 UNITS CITIZENS BANK FLINT MI CD 2.15% 02/05/2013 PAYABLE 10/05/2012 02004MU84	INTEREST RCVD	88.36	
10/09/12		INTEREST ON 50,000 UNITS ALLY BANK UT CD 1.75% 10/08/2014 PAYABLE 10/08/2012 EFFECTIVE 10/08/2012	INTEREST RCVD	438.70	
10/15/12		05568PV95 INTEREST ON 50,000 UNITS BMW BANK NORTH AMERICA UT CD 1.75% 04/13/2017 PAYABLE 10/13/2012 EFFECTIVE 10/13/2012	INTEREST RCVD	438.70	
10/26/12		3136FTFN4 INTEREST ON 50,000 UNITS FNMA 1.75% 04/26/2017-2013 PAYABLE 10/26/2012	INTEREST RCVD	437.50	
10/29/12		971804TL3 INTEREST ON 50,000 UNITS WILMINGTON TRUST CO DE CD 1.4% 10/29/2013 PAYABLE 10/29/2012	INTEREST RCVD	350.96	
TOTAL INTEREST				1,754.22	0.00
FEES					
10/09/12		FEE TO FIRST ADVISORS FOR THE PERIOD ENDING 09/30/2012 BASED ON AVERAGE MARKET VALUE 1,100.07 DISCOUNT 440.03	DISBURSEMENT	660.04-	
TOTAL FEES				660.04-	0.00
OTHER DISBURSEMENTS					
10/16/12		DISTRIBUTION BY WIRE PAID TO TOWN OF LAMOINE PER E MAIL REQUEST FROM STU MARCKOON, TREASURER	DISBURSEMENT	100,000.00-	
TOTAL OTHER DISBURSEMENTS				100,000.00-	0.00
SALES AND MATURITIES					
10/31/12	98,735.420-	MM0000099 NET WITHDRAWAL FIRST ADVISORS MONEY MARKET .3%	NET CASH MGMT	98,735.42	98,735.42-
TOTAL SALES AND MATURITIES				98,735.42	98,735.42-
10/31/12		ENDING BALANCE		0.00	1,327,777.20