

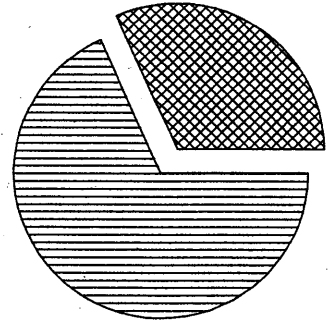


PORTFOLIO SUMMARY

	TAX COST	MARKET VALUE	PERCENT
 CASH AND EQUIVALENTS	344,911.85	344,911.85	31.7%
 FIXED INCOME	734,937.50	744,451.50	68.3%
TOTAL ASSETS	1,079,849.35	1,089,363.35	100.0%
ACCRUED INCOME OTHER	3,315.71	3,315.71	
TOTAL ACCRUED INCOME	3,315.71	3,315.71	
TOTAL ASSETS & ACCRUALS	1,083,165.06	1,092,679.06	
BEGINNING MARKET VALUE	966,609.11		
ENDING MARKET VALUE	1,092,679.06		



ACTIVITY SUMMARY

	THIS PERIOD	YEAR TO DATE	REALIZED CAPITAL GAINS / LOSSES	
			THIS PERIOD	YEAR TO DATE
BEGINNING MARKET VALUE	963,591.51	1,062,777.23		
DIVIDENDS AND INTEREST	713.52	2,680.16		
OTHER RECEIPTS	125,000.00	125,000.00		
DISBURSEMENTS	0.00	100,000.00-		
FEES	507.23-	1,077.34-		
MISCELLANEOUS	125,206.29-	26,602.82-		
UNREALIZED GAINS / LOSSES	125,771.84	26,586.12		
ENDING MARKET VALUE	1,089,363.35	1,089,363.35		
			INVESTMENT PERFORMANCE	
			THIS PERIOD	YEAR TO DATE
			RATE OF RETURN	
			0.13%	0.25%

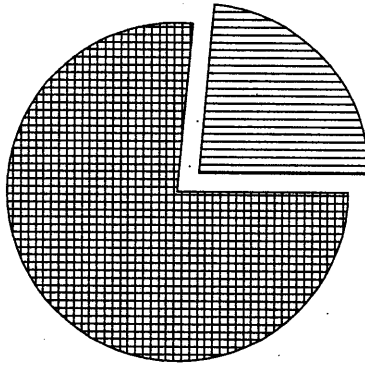
ACCOUNT NUMBER: ██████████

STATEMENT PERIOD: FEBRUARY 01, 2013 THROUGH FEBRUARY 28, 2013

PORTFOLIO DETAIL

DESCRIPTION	MARKET VALUE/ PRICE	TAX COST/ UNREALIZED GAIN/LOSS	EST ANNUAL INCOME/ ACCRUED INC	CURRENT YIELD
CASH AND EQUIVALENTS				
FIRST ADVISORS MONEY MARKET .3%	344,911.85 1.00	344,911.85 0.00	1,034.74 86.23	0.30
TOTAL CASH AND EQUIVALENTS	344,911.85	344,911.85 0.00	1,034.74 86.23	0.30

BOND QUALITY SUMMARY



S & P QUALITY RATING	MARKET VALUE	PERCENT
TREASURY / AGENCY	174,904.00	23.5%
NOT RATED	569,547.50	76.5%
Total	744,451.50	100.0%

DESCRIPTION	RATING	PAR VALUE	MARKET VALUE/ PRICE	TAX COST/ UNREALIZED GAIN/LOSS	EST ANNUAL INCOME/ ACCRUED INC	CURRENT YIELD
FIXED INCOME						
ALLY BANK UT CD 1.75% 10/08/2014		50,000.000	50,925.00 101.85	50,000.00 925.00	875.00 346.15	1.72
BMW BANK NORTH AMERICA UT CD 1.75% 04/13/2017		50,000.000	50,848.50 101.70	50,000.00 848.50	875.00 334.13	1.72
BARCLAYS BANK CD 2.6% 01/13/2014		50,000.000	50,917.50 101.84	50,000.00 917.50	1,300.00 168.78	2.55
COMPASS BANK BIRMINGHAM AL CD .8% 08/26/2013		60,000.000	60,135.00 100.23	60,000.00 135.00	480.00 6.63	0.80
EVERBANK JACKSONVILLE FL CD 1.1% 11/30/2017		50,000.000	50,368.00 100.74	50,000.00 368.00	550.00 138.26	1.09
FHLMC CALL .75% 06/27/2017-2013	AA+	50,000.000	49,788.50 99.58	49,937.50 149.00-	375.00 66.67	0.75
FNMA 1.75% 04/26/2017-2013	AA+	50,000.000	50,128.00 100.26	50,000.00 128.00	875.00 303.82	1.75
FNMA CALL 1.2% 06/24/2019-2014	AA+	25,000.000	24,779.50 99.12	25,000.00 220.50-	300.00 55.83	1.21

PORTFOLIO DETAIL (CONTINUED)

DESCRIPTION	RATING	PAR VALUE	MARKET VALUE/ PRICE	TAX COST/ UNREALIZED GAIN/LOSS	EST ANNUAL INCOME/ ACCRUED INC	CURRENT YIELD
FIXED INCOME						
FNMA 1.05% 02/27/2018-2015	AA+	50,000.000	50,208.00 100.42	50,000.00 208.00	525.00 5.83	1.05
GE MONEY BANK DRAPER UT CD 1.85% 09/09/2016		50,000.000	51,094.00 102.19	50,000.00 1,094.00	925.00 442.06	1.81
GE MONEY BANK DRAPER UT CD 2% 11/05/2015		50,000.000	51,263.50 102.53	50,000.00 1,263.50	1,000.00 320.44	1.95
GE MONEY BANK DRAPER UT CD 2.5% 08/22/2016		25,000.000	26,103.50 104.41	25,000.00 1,103.50	625.00 15.54	2.39
GE CAPITAL FINANCIAL INC CD 2.1% 12/29/2016		25,000.000	25,711.00 102.84	25,000.00 711.00	525.00 89.42	2.04
GOLDMAN SACHS BANK USA NY CD 2.05% 11/30/2016		50,000.000	51,360.00 102.72	50,000.00 1,360.00	1,025.00 257.67	2.00
GOLDMAN SACHS BANK USA NY CD 2.05% 09/26/2019		50,000.000	50,480.50 100.96	50,000.00 480.50	1,025.00 441.71	2.03
WILMINGTON TRUST CO DE CD 1.4% 10/29/2013		50,000.000	50,341.00 100.68	50,000.00 341.00	700.00 236.54	1.39
TOTAL FIXED INCOME			744,451.50	734,937.50 9,514.00	11,980.00 3,229.48	1.61
TOTAL ASSETS			1,089,363.35	1,079,849.35 9,514.00	13,014.74 3,315.71	1.19
TOTAL ACCRUED INC			3,315.71	3,315.71		
GRAND TOTAL ASSETS			1,092,679.06	1,083,165.06 9,514.00	13,014.74 3,315.71	1.19

TRANSACTION DETAIL

DATE	QUANTITY	DESCRIPTION	TRANSACTION TYPE	CASH	COST BASIS
02/01/13		BEGINNING BALANCE		0.00	954,643.06
DIVIDENDS					
02/01/13		MM0000099 DIVIDEND ON FIRST ADVISORS MONEY MARKET .3% PAYABLE 01/31/2013 EFFECTIVE 01/31/2013	DIVIDEND	65.16	
TOTAL DIVIDENDS				65.16	0.00
INTEREST					
02/05/13		173702FV8 INTEREST ON 50,000 UNITS CITIZENS BANK FLINT MI CD 2.15% 02/05/2013 PAYABLE 02/05/2013 36159AXD7	INTEREST RCVD	91.31	
02/20/13		INTEREST ON 25,000 UNITS GE MONEY BANK DRAPER UT CD 2.5% 08/22/2016 PAYABLE 02/20/2013 20449E2P0	INTEREST RCVD	315.07	
02/25/13		INTEREST ON 60,000 UNITS COMPASS BANK BIRMINGHAM AL CD .8% 08/26/2013 PAYABLE 02/24/2013 EFFECTIVE 02/24/2013	INTEREST RCVD	241.98	
TOTAL INTEREST				648.36	0.00
OTHER RECEIPTS					
02/22/13		RECEIVED FROM TOWN OF LAMOINE TRANSFER FROM THE FIRST N.A. CHECKING ACCOUNT PER EMAILED LETTER SIGNED BY STU MARCKOON	CASH RCVD	125,000.00	
TOTAL OTHER RECEIPTS				125,000.00	0.00
PURCHASES					
02/27/13	50,000.000	3136G1DG1 PURCHASED 50,000 UNITS FNMA 1.05% 02/27/2018-2015 ON 02/12/2013 AT 100.00 THRU FIRST TENNESSEE BANK NA	BUY	50,000.00-	50,000.00
02/28/13	125,206.290	MM0000099 NET DEPOSIT FIRST ADVISORS MONEY MARKET .3%	NET CASH MGMT	125,206.29-	125,206.29
TOTAL PURCHASES				175,206.29-	175,206.29
FEES					
02/07/13		FEE TO FIRST ADVISORS FOR THE PERIOD ENDING 01/31/2013 BASED ON AVERAGE MARKET VALUE _____ 845.38 DISCOUNT _____ 338.15	DISBURSEMENT	507.23-	
TOTAL FEES				507.23-	0.00

TRANSACTION DETAIL (CONTINUED)

DATE	QUANTITY	DESCRIPTION	TRANSACTION TYPE	CASH	COST BASIS
SALES AND MATURITIES					
02/05/13	50,000.000-	173702FV8 MATURED 50,000 UNITS CITIZENS BANK FLINT MI CD 2.15% 02/05/2013	MATURITY	50,000.00	50,000.00-
TOTAL SALES AND MATURITIES				50,000.00	50,000.00-
02/28/13		ENDING BALANCE		0.00	1,079,849.35

PENDING TRADES

SETTLEMENT DATE	SHARES/ PAR	DESCRIPTION	COST	TRANSACTION AMOUNT
PURCHASES				
03/06/2013	50,000.000	GOLDMAN SACHS BANK NY CD 1.75% 03/06/2020 PURCHASED 50,000 UNITS GOLDMAN SACHS BANK NY CD 1.75% 03/06/2020 ON 02/26/2013 AT 100.00 THRU UBS FINANCIAL SERVICES	50,000.00	(50,000.00)
TOTAL PURCHASES			50,000.00	(50,000.00)
NET PENDING TRADES			50,000.00	(50,000.00)