

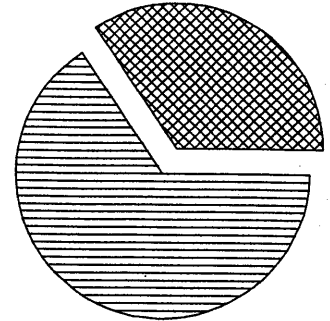


ACCOUNT NUMBER:

STATEMENT PERIOD: MARCH 01, 2013 THROUGH MARCH 31, 2013

PORTFOLIO SUMMARY

	TAX COST	MARKET VALUE	PERCENT
 CASH AND EQUIVALENTS	445,448.28	445,448.28	34.5%
 FIXED INCOME	834,937.50	844,309.00	65.5%
TOTAL ASSETS	1,280,385.78	1,289,757.28	100.0%
ACCRUED INCOME OTHER	3,350.48	3,350.48	
TOTAL ACCRUED INCOME	3,350.48	3,350.48	
TOTAL ASSETS & ACCRUALS	1,283,736.26	1,293,107.76	
BEGINNING MARKET VALUE	1,092,679.06		
ENDING MARKET VALUE	1,293,107.76		



ACTIVITY SUMMARY

	THIS PERIOD	YEAR TO DATE	REALIZED CAPITAL GAINS / LOSSES	
			THIS PERIOD	YEAR TO DATE
BEGINNING MARKET VALUE	1,089,363.35	1,062,777.23		
DIVIDENDS AND INTEREST	1,033.76	3,713.92		
OTHER RECEIPTS	200,000.00	325,000.00		
DISBURSEMENTS	0.00	100,000.00-		
FEEs	497.33-	1,574.67-		
MISCELLANEOUS	200,536.43-	227,139.25-		
UNREALIZED GAINS / LOSSES	200,393.93	226,980.05		
ENDING MARKET VALUE	1,289,757.28	1,289,757.28		
			INVESTMENT PERFORMANCE	
			THIS PERIOD	YEAR TO DATE
			RATE OF RETURN	
			0.08%	0.33%


ACCOUNT NUMBER:

STATEMENT PERIOD: MARCH 01, 2013 THROUGH MARCH 31, 2013

PORTFOLIO DETAIL

DESCRIPTION	MARKET VALUE/ PRICE	TAX COST/ UNREALIZED GAIN/LOSS	EST ANNUAL INCOME/ ACCRUED INC	CURRENT YIELD
CASH AND EQUIVALENTS				
FIRST ADVISORS MONEY MARKET .3%	445,448.28 1.00	445,448.28 0.00	13.36 1.11	0.00
TOTAL CASH AND EQUIVALENTS	445,448.28	445,448.28 0.00	13.36 1.11	0.00

BOND QUALITY SUMMARY



DESCRIPTION	RATING	PAR VALUE	MARKET VALUE/ PRICE	TAX COST/ UNREALIZED GAIN/LOSS	EST ANNUAL INCOME/ ACCRUED INC	CURRENT YIELD
FIXED INCOME						
ALLY BANK UT CD 1.75% 10/08/2014		50,000.000	50,892.50 101.79	50,000.00 892.50	875.00 420.67	1.72
BMW BANK NORTH AMERICA UT CD 1.75% 04/13/2017		50,000.000	50,863.50 101.73	50,000.00 863.50	875.00 408.65	1.72
BARCLAYS BANK CD 2.6% 01/13/2014		50,000.000	50,848.50 101.70	50,000.00 848.50	1,300.00 280.11	2.56
COMPASS BANK BIRMINGHAM AL CD .8% 08/26/2013		60,000.000	60,120.00 100.20	60,000.00 120.00	480.00 47.73	0.80
EVERBANK JACKSONVILLE FL CD 1.1% 11/30/2017		50,000.000	50,397.50 100.80	50,000.00 397.50	550.00 185.36	1.09
FHLMC CALL .75% 06/27/2017-2013	AA+	50,000.000	49,772.00 99.54	49,937.50 165.50-	375.00 97.92	0.75
FNMA 1.75% 04/26/2017-2013	AA+	50,000.000	50,063.50 100.13	50,000.00 63.50	875.00 376.74	1.75
FNMA CALL 1.2% 06/24/2019-2014	AA+	25,000.000	24,826.00 99.30	25,000.00 174.00-	300.00 80.83	1.21

ACCOUNT NUMBER:

STATEMENT PERIOD: MARCH 01, 2013 THROUGH MARCH 31, 2013

PORTFOLIO DETAIL (CONTINUED)

DESCRIPTION	RATING	PAR VALUE	MARKET VALUE/ PRICE	TAX COST/ UNREALIZED GAIN/LOSS	EST ANNUAL INCOME/ ACCRUED INC	CURRENT YIELD
FIXED INCOME						
FNMA 1.05% 02/27/2018-2015	AA+	50,000.000	50,178.50 100.36	50,000.00 178.50	525.00 49.58	1.05
FNMA CALL 1.75% 09/25/2020-2015	AA+	50,000.000	50,355.50 100.71	50,000.00 355.50	875.00 14.58	1.74
GE MONEY BANK DRAPER UT CD 1.85% 09/09/2016		50,000.000	51,107.50 102.22	50,000.00 1,107.50	925.00 57.81	1.81
GE MONEY BANK DRAPER UT CD 2% 11/05/2015		50,000.000	51,247.50 102.50	50,000.00 1,247.50	1,000.00 406.08	1.95
GE MONEY BANK DRAPER UT CD 2.5% 08/22/2016		25,000.000	26,092.50 104.37	25,000.00 1,092.50	625.00 69.06	2.40
GE CAPITAL FINANCIAL INC CD 2.1% 12/29/2016		25,000.000	25,773.00 103.09	25,000.00 773.00	525.00 134.13	2.04
GOLDMAN SACHS BANK USA NY CD 2.05% 11/30/2016		50,000.000	51,388.50 102.78	50,000.00 1,388.50	1,025.00 345.44	1.99
GOLDMAN SACHS BANK USA NY CD 2.05% 09/26/2019		50,000.000	50,533.00 101.07	50,000.00 533.00	1,025.00 16.71	2.03
GOLDMAN SACHS BANK NY CD 1.75% 03/06/2020		50,000.000	49,543.50 99.09	50,000.00 456.50	875.00 61.82	1.77
WILMINGTON TRUST CO DE CD 1.4% 10/29/2013		50,000.000	50,306.00 100.61	50,000.00 306.00	700.00 296.15	1.39
TOTAL FIXED INCOME			844,309.00	834,937.50 9,371.50	13,730.00 3,349.37	1.63
TOTAL ASSETS			1,289,757.28	1,280,385.78 9,371.50	13,743.36 3,350.48	1.07
TOTAL ACCRUED INC			3,350.48	3,350.48		
GRAND TOTAL ASSETS			1,293,107.76	1,283,736.26 9,371.50	13,743.36 3,350.48	1.07

ACCOUNT NUMBER:

STATEMENT PERIOD: MARCH 01, 2013 THROUGH MARCH 31, 2013

TRANSACTION DETAIL

DATE	QUANTITY	DESCRIPTION	TRANSACTION TYPE	CASH	COST BASIS
03/01/13		BEGINNING BALANCE		0.00	1,079,849.35
DIVIDENDS					
03/01/13		MM0000099 DIVIDEND ON FIRST ADVISORS MONEY MARKET .3% PAYABLE 02/28/2013 EFFECTIVE 02/28/2013	DIVIDEND	66.77	
TOTAL DIVIDENDS				66.77	0.00
INTEREST					
03/11/13		36159A6D7 INTEREST ON 50,000 UNITS GE MONEY BANK DRAPER UT CD 1.85% 09/09/2016 PAYABLE 03/09/2013 EFFECTIVE 03/09/2013	INTEREST RCVD	458.70	
03/26/13		38143AG74 INTEREST ON 50,000 UNITS GOLDMAN SACHS BANK USA NY CD 2.05% 09/26/2019 PAYABLE 03/26/2013	INTEREST RCVD	508.29	
TOTAL INTEREST				966.99	0.00
OTHER RECEIPTS					
03/08/13		RECEIVED FROM TOWN OF LAMOINE TRANSFER FROM THE FIRST N.A. CHECKING PER EMAILED REQUEST FROM STU MARCKOON	CASH RCVD	200,000.00	
TOTAL OTHER RECEIPTS				200,000.00	0.00
PURCHASES					
03/06/13	50,000.000	38147JAS1 PURCHASED 50,000 UNITS GOLDMAN SACHS BANK NY CD 1.75% 03/06/2020 ON 02/26/2013 AT 100.00 THRU UBS FINANCIAL SERVICES	BUY	50,000.00-	50,000.00
03/25/13	50,000.000	3136G1HY8 PURCHASED 50,000 UNITS FNMA CALL 1.75% 09/25/2020-2015 ON 03/08/2013 AT 100.00 THRU FIRST TENNESSEE BANK NA	BUY	50,000.00-	50,000.00
03/31/13	100,536.430	MM0000099 NET DEPOSIT FIRST ADVISORS MONEY MARKET .3%	NET CASH MGMT	100,536.43-	100,536.43
TOTAL PURCHASES				200,536.43-	200,536.43
FEES					
03/07/13		FEE TO FIRST ADVISORS FOR THE PERIOD ENDING 02/28/2013 BASED ON AVERAGE MARKET VALUE _____ 828.88 DISCOUNT _____ 331.55	DISBURSEMENT	497.33-	
TOTAL FEES				497.33-	0.00
03/31/13		ENDING BALANCE		0.00	1,280,385.78