

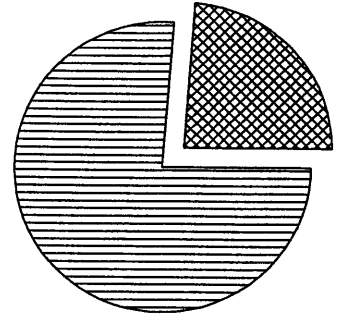


PORTFOLIO SUMMARY

	TAX COST	MARKET VALUE	PERCENT
 CASH AND EQUIVALENTS	247,352.96	247,352.96	23.8%
 FIXED INCOME	784,937.50	792,968.95	76.2%
TOTAL ASSETS	1,032,290.46	1,040,321.91	100.0%
ACCRUED INCOME OTHER	2,670.78	2,670.78	
TOTAL ACCRUED INCOME	2,670.78	2,670.78	
TOTAL ASSETS & ACCRUALS	1,034,961.24	1,042,992.69	
BEGINNING MARKET VALUE	1,195,358.75		
ENDING MARKET VALUE	1,042,992.69		



ACTIVITY SUMMARY

	THIS PERIOD	YEAR TO DATE	REALIZED CAPITAL GAINS / LOSSES	
			THIS PERIOD	YEAR TO DATE
BEGINNING MARKET VALUE	1,192,451.38	1,062,777.23		
DIVIDENDS AND INTEREST	1,379.01	6,865.87		
OTHER RECEIPTS	0.00	325,000.00		
DISBURSEMENTS	150,000.00-	350,000.00-	TOTAL GAINS / LOSSES	0.00
FEEs	625.28-	2,821.94-		0.00
NET CASH SALES/PURCHASES	149,246.27	20,956.07	INVESTMENT PERFORMANCE	
CHANGE IN MARKET VALUE	152,129.47-	22,455.32-		
ENDING MARKET VALUE	1,040,321.91	1,040,321.91	THIS PERIOD	YEAR TO DATE
			RATE OF RETURN	0.13-%
				0.50%

PORTFOLIO DETAIL

DESCRIPTION	MARKET VALUE/ PRICE	TAX COST/ UNREALIZED GAIN/LOSS	EST ANNUAL INCOME/ ACCRUED INC	CURRENT YIELD
CASH AND EQUIVALENTS				
FIRST ADVISORS MONEY MARKET .3%	247,352.96 1.00	247,352.96 0.00	742.06 61.84	0.30
TOTAL CASH AND EQUIVALENTS	247,352.96	247,352.96 0.00	742.06 61.84	0.30

BOND QUALITY SUMMARY

S & P QUALITY RATING	MARKET VALUE	PERCENT
TREASURY / AGENCY	172,949.00	21.8%
NOT RATED	620,019.95	78.2%
Total	792,968.95	100.0%

DESCRIPTION	RATING	PAR VALUE	MARKET VALUE/ PRICE	TAX COST/ UNREALIZED GAIN/LOSS	EST ANNUAL INCOME/ ACCRUED INC	CURRENT YIELD
FIXED INCOME						
ALLY BANK UT CD 1.75% 10/08/2014		50,000.000	50,848.00 101.70	50,000.00 848.00	875.00 129.10	1.72
BMW BANK NORTH AMERICA UT CD 1.75% 04/13/2017		50,000.000	51,038.00 102.08	50,000.00 1,038.00	875.00 117.14	1.71
BARCLAYS BANK CD 2.6% 01/13/2014		50,000.000	50,675.50 101.35	50,000.00 675.50	1,300.00 499.17	2.57
COMPASS BANK BIRMINGHAM AL CD .8% 08/26/2013		60,000.000	60,070.20 100.12	60,000.00 70.20	480.00 128.62	0.80
EVERBANK JACKSONVILLE FL CD 1.1% 11/30/2017		50,000.000	50,626.50 101.25	50,000.00 626.50	550.00 2.99	1.09
FHLMC CALL .75% 06/27/2017-2013	AA+	50,000.000	49,403.00 98.81	49,937.50 534.50-	375.00 160.42	0.76
FNMA CALL 1.2% 06/24/2019-2014	AA+	25,000.000	24,552.50 98.21	25,000.00 447.50-	300.00 130.83	1.22
FNMA 1.05% 02/27/2018-2015	AA+	50,000.000	49,427.00 98.85	50,000.00 573.00-	525.00 137.08	1.06

PORTFOLIO DETAIL (CONTINUED)

DESCRIPTION	RATING	PAR VALUE	MARKET VALUE/ PRICE	TAX COST/ UNREALIZED GAIN/LOSS	EST ANNUAL INCOME/ ACCRUED INC	CURRENT YIELD
FIXED INCOME						
FNMA CALL 1.75% 09/25/2020-2015	AA+	50,000.000	49,566.50 99.13	50,000.00 433.50-	875.00 160.42	1.77
GE MONEY BANK DRAPER UT CD 1.85% 09/09/2016		50,000.000	51,108.50 102.22	50,000.00 1,108.50	925.00 211.14	1.81
GE MONEY BANK DRAPER UT CD 2% 11/05/2015		50,000.000	51,217.00 102.43	50,000.00 1,217.00	1,000.00 73.37	1.95
GE MONEY BANK DRAPER UT CD 2.5% 08/22/2016		25,000.000	26,065.25 104.26	25,000.00 1,065.25	625.00 174.38	2.40
GE CAPITAL FINANCIAL INC CD 2.1% 12/29/2016		25,000.000	25,768.50 103.07	25,000.00 768.50	525.00 222.12	2.04
GOLDMAN SACHS BANK USA NY CD 2.05% 11/30/2016		50,000.000	51,533.00 103.07	50,000.00 1,533.00	1,025.00 5.57	1.99
GOLDMAN SACHS BANK USA NY CD 2.05% 09/26/2019		50,000.000	50,897.00 101.79	50,000.00 897.00	1,025.00 186.62	2.01
GOLDMAN SACHS BANK NY CD 1.75% 03/06/2020		50,000.000	49,952.50 99.91	50,000.00 47.50-	875.00 206.86	1.75
WILMINGTON TRUST CO DE CD 1.4% 10/29/2013		50,000.000	50,220.00 100.44	50,000.00 220.00	700.00 63.11	1.39
TOTAL FIXED INCOME			792,968.95	784,937.50 8,031.45	12,855.00 2,608.94	1.62
TOTAL ASSETS			1,040,321.91	1,032,290.46 8,031.45	13,597.06 2,670.78	1.31
TOTAL ACCRUED INC			2,670.78	2,670.78		
GRAND TOTAL ASSETS			1,042,992.69	1,034,961.24 8,031.45	13,597.06 2,670.78	1.31

TRANSACTION DETAIL

DATE	QUANTITY	DESCRIPTION	TRANSACTION TYPE	CASH	COST BASIS
05/01/13		BEGINNING BALANCE		0.00	1,181,536.73
DIVIDENDS					
05/01/13		MM0000099 DIVIDEND ON FIRST ADVISORS MONEY MARKET .3% PAYABLE 04/30/2013 EFFECTIVE 04/30/2013	DIVIDEND	102.10	
TOTAL DIVIDENDS				102.10	0.00
INTEREST					
05/06/13		36159AD72 INTEREST ON 50,000 UNITS GE MONEY BANK DRAPER UT CD 2% 11/05/2015 PAYABLE 05/05/2013 EFFECTIVE 05/05/2013	INTEREST RCVD	495.88	
05/30/13		29976DPY0 INTEREST ON 50,000 UNITS EVERBANK JACKSONVILLE FL CD 1.1% 11/30/2017 PAYABLE 05/30/2013	INTEREST RCVD	272.74	
05/30/13		38143ACS2 INTEREST ON 50,000 UNITS GOLDMAN SACHS BANK USA NY CD 2.05% 11/30/2016 PAYABLE 05/30/2013	INTEREST RCVD	508.29	
TOTAL INTEREST				1,276.91	0.00
FEES					
05/07/13		FEE TO FIRST ADVISORS FOR THE PERIOD ENDING 04/30/2013 BASED ON AVERAGE MARKET VALUE 1,042.14 DISCOUNT 416.86	DISBURSEMENT	625.28-	
TOTAL FEES				625.28-	0.00
OTHER DISBURSEMENTS					
05/17/13		DISTRIBUTION BY WIRE PAID TO TOWN OF LAMOINE TRANSFER TO THE FIRST N.A. CHECKING ACCOUNT PER EMAILED LETTER SIGNED BY STU MARCKOON	DISBURSEMENT	150,000.00-	
TOTAL OTHER DISBURSEMENTS				150,000.00-	0.00
SALES AND MATURITIES					
05/31/13	149,246.270-	MM0000099 NET WITHDRAWAL FIRST ADVISORS MONEY MARKET .3%	NET CASH MGMT	149,246.27	149,246.27-
TOTAL SALES AND MATURITIES				149,246.27	149,246.27-
05/31/13		ENDING BALANCE		0.00	1,032,290.46