

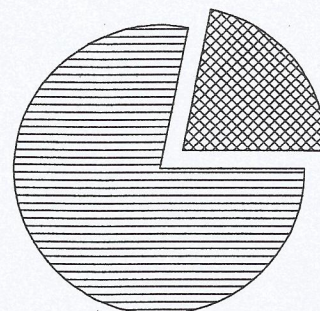


ACCOUNT NUMBER: \_\_\_\_\_

STATEMENT PERIOD: JUNE 01, 2013 THROUGH JUNE 30, 2013

## PORTFOLIO SUMMARY

	TAX COST	MARKET VALUE	PERCENT
 CASH AND EQUIVALENTS	233,668.68	233,668.68	21.9%
 FIXED INCOME	834,234.37	831,697.70	78.1%
<b>TOTAL ASSETS</b>	<b>1,067,903.05</b>	<b>1,065,366.38</b>	<b>100.0%</b>
ACCRUED INCOME OTHER	3,399.38	3,399.38	
<b>TOTAL ACCRUED INCOME</b>	<b>3,399.38</b>	<b>3,399.38</b>	
<b>TOTAL ASSETS &amp; ACCRUALS</b>	<b>1,071,302.43</b>	<b>1,068,765.76</b>	
BEGINNING MARKET VALUE	1,042,992.69		
ENDING MARKET VALUE	1,068,765.76		



## ACTIVITY SUMMARY

	THIS PERIOD	YEAR TO DATE	REALIZED CAPITAL GAINS / LOSSES	
			THIS PERIOD	YEAR TO DATE
BEGINNING MARKET VALUE	1,040,321.91	1,062,777.23		
DIVIDENDS AND INTEREST	171.96	7,037.83		
OTHER RECEIPTS	196,000.00	521,000.00		
DISBURSEMENTS	160,000.00-	510,000.00-		
FEES	559.37-	3,381.31-		
NET CASH SALES/PURCHASES	35,612.59-	14,656.52-		
CHANGE IN MARKET VALUE	25,044.47	2,589.15		
ENDING MARKET VALUE	1,065,366.38	1,065,366.38		
			<b>TOTAL GAINS / LOSSES</b>	<b>0.00</b>
				<b>0.00</b>
			INVESTMENT PERFORMANCE	
			THIS PERIOD	YEAR TO DATE
			RATE OF RETURN	
			1.00-%	0.47-%