

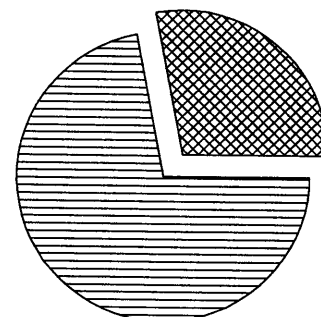


PORTFOLIO SUMMARY

	TAX COST	MARKET VALUE	PERCENT
 CASH AND EQUIVALENTS	241,297.42	241,297.42	28.1%
 FIXED INCOME	610,000.00	618,726.85	71.9%
TOTAL ASSETS	851,297.42	860,024.27	100.0%
ACCRUED INCOME OTHER	2,928.02	2,928.02	
TOTAL ACCRUED INCOME	2,928.02	2,928.02	
TOTAL ASSETS & ACCRUALS	854,225.44	862,952.29	
BEGINNING MARKET VALUE	655,501.22		
ENDING MARKET VALUE	862,952.29		



ACTIVITY SUMMARY

	THIS PERIOD	YEAR TO DATE	REALIZED CAPITAL GAINS / LOSSES	
			THIS PERIOD	YEAR TO DATE
BEGINNING MARKET VALUE	653,038.61	1,106,663.32		
DIVIDENDS AND INTEREST	658.16	13,876.38		
OTHER RECEIPTS	206,585.70	556,585.70		
DISBURSEMENTS	0.00	815,000.00-	SHORT TERM	0.00
FEEES	369.65-	4,448.33-	TOTAL GAINS / LOSSES	0.00
MISCELLANEOUS	206,874.21-	248,986.25		
UNREALIZED GAINS / LOSSES	206,985.66	246,639.05-		
ENDING MARKET VALUE	860,024.27	860,024.27		
			INVESTMENT PERFORMANCE	
			THIS PERIOD	YEAR TO DATE
			RATE OF RETURN	0.12%
				1.47%



Performance You Can Trust

FIRST ADVISORS
P O BOX 940
DAMARISCOTTA, ME 04543

ACCOUNT NUMBER: **40335003135**

STATEMENT PERIOD: AUGUST 01, 2012 THROUGH AUGUST 31, 2012

TOWN OF LAMOINE
ATTN: STU MARCKOON, TREASURER
606 DOUGLAS HIGHWAY
LAMOINE, ME 04605

ACCOUNT NAME: **TOWN OF LAMOINE**

ADMINISTRATIVE
OFFICER: **AMANDA HORTON
207-288-3341
AMANDA.HORTON
@THEFIRST.COM**

INVESTMENT
OFFICER: **SCOTT HAMMOND
207-288-1276
SCOTT.HAMMOND
@THEFIRST.COM**

PORTFOLIO DETAIL

DESCRIPTION	MARKET VALUE/ PRICE	TAX COST/ UNREALIZED GAIN/LOSS	EST ANNUAL INCOME/ ACCRUED INC	CURRENT YIELD
CASH AND EQUIVALENTS				
FIRST ADVISORS MONEY MARKET .3%	241,297.42 1.00	241,297.42 0.00	723.89 60.32	0.30
TOTAL CASH AND EQUIVALENTS	241,297.42	241,297.42 0.00	723.89 60.32	0.30

BOND QUALITY SUMMARY

S & P QUALITY RATING	MARKET VALUE	PERCENT
TREASURY / AGENCY	50,450.50	8.2%
NOT RATED	568,276.35	91.8%
Total	618,726.85	100.0%

DESCRIPTION	RATING	PAR VALUE	MARKET VALUE/ PRICE	TAX COST/ UNREALIZED GAIN/LOSS	EST ANNUAL INCOME/ ACCRUED INC	CURRENT YIELD
FIXED INCOME						
ALLY BANK UT CD 1.75% 10/08/2014		50,000.000	50,793.00 101.59	50,000.00 793.00	875.00 349.04	1.72
BMW BANK NORTH AMERICA UT CD 1.75% 04/13/2017		50,000.000	50,033.00 100.07	50,000.00 33.00	875.00 337.09	1.75
BARCLAYS BANK CD 2.6% 01/13/2014		50,000.000	51,313.00 102.63	50,000.00 1,313.00	1,300.00 176.63	2.53
CITIZENS BANK FLINT MI CD 2.15% 02/05/2013		50,000.000	50,355.50 100.71	50,000.00 355.50	1,075.00 79.52	2.13
COMPASS BANK BIRMINGHAM AL CD .8% 08/26/2013		60,000.000	60,189.60 100.32	60,000.00 189.60	480.00 10.43	0.80
FNMA 1.75% 04/26/2017-2013	AA+	50,000.000	50,450.50 100.90	50,000.00 450.50	875.00 303.82	1.73
GE MONEY BANK DRAPER UT CD 1.85% 09/09/2016		50,000.000	51,056.00 102.11	50,000.00 1,056.00	925.00 442.39	1.81
GE MONEY BANK DRAPER UT CD 2% 11/05/2015		50,000.000	51,154.00 102.31	50,000.00 1,154.00	1,000.00 323.37	1.95

ACCOUNT NUMBER: **40335003135**

STATEMENT PERIOD: AUGUST 01, 2012 THROUGH AUGUST 31, 2012

PORTFOLIO DETAIL (CONTINUED)

DESCRIPTION	RATING	PAR VALUE	MARKET VALUE/ PRICE	TAX COST/ UNREALIZED GAIN/LOSS	EST ANNUAL INCOME/ ACCRUED INC	CURRENT YIELD
FIXED INCOME						
GE MONEY BANK DRAPER UT CD 2.5% 08/22/2016		25,000.000	26,012.25 104.05	25,000.00 1,012.25	625.00 20.38	2.40
GE CAPITAL FINANCIAL INC CD 2.1% 12/29/2016		25,000.000	25,394.50 101.58	25,000.00 394.50	525.00 91.80	2.07
GOLDMAN SACHS BANK USA NY CD 2.05% 11/30/2016		50,000.000	50,866.00 101.73	50,000.00 866.00	1,025.00 261.82	2.02
WACHOVIA BANK HOUSTON TX CD 4.5% 01/25/2013		50,000.000	50,622.00 101.24	50,000.00 622.00	2,250.00 232.34	4.44
WILMINGTON TRUST CO DE CD 1.4% 10/29/2013		50,000.000	50,487.50 100.98	50,000.00 487.50	700.00 239.07	1.39
TOTAL FIXED INCOME			618,726.85	610,000.00 8,726.85	12,530.00 2,867.70	2.03
TOTAL ASSETS			860,024.27	851,297.42 8,726.85	13,253.89 2,928.02	1.54
TOTAL ACCRUED INC			2,928.02	2,928.02		
GRAND TOTAL ASSETS			862,952.29	854,225.44 8,726.85	13,253.89 2,928.02	1.54

TRANSACTION DETAIL

DATE	QUANTITY	DESCRIPTION	TRANSACTION TYPE	CASH	COST BASIS
08/01/12		BEGINNING BALANCE		0.00	644,423.21
DIVIDENDS					
08/01/12		MM0000099 DIVIDEND ON FIRST ADVISORS MONEY MARKET .3% PAYABLE 07/31/2012 EFFECTIVE 07/31/2012	DIVIDEND	15.86	
TOTAL DIVIDENDS				15.86	0.00
INTEREST					
08/06/12		173702FV8 INTEREST ON 50,000 UNITS CITIZENS BANK FLINT MI CD 2.15% 02/05/2013 PAYABLE 08/05/2012 EFFECTIVE 08/05/2012	INTEREST RCVD	91.31	
08/17/12		36159AXD7 INTEREST ON 25,000 UNITS GE MONEY BANK DRAPER UT CD 2.5% 08/22/2016 PAYABLE 08/20/2012 20449E2P0	INTEREST RCVD	311.65	
08/24/12		INTEREST ON 60,000 UNITS COMPASS BANK BIRMINGHAM AL CD .8% 08/26/2013 PAYABLE 08/24/2012	INTEREST RCVD	239.34	
TOTAL INTEREST				642.30	0.00
OTHER RECEIPTS					
08/17/12		RECEIVED FROM TOWN OF LAMOINE TRANSFER FROM THE FIRST N.A. CHECKING ACCT ENDING IN 8624	CASH RCVD	206,585.70	
TOTAL OTHER RECEIPTS				206,585.70	0.00
PURCHASES					
08/31/12	206,874.210	MM0000099 NET DEPOSIT FIRST ADVISORS MONEY MARKET .3%	NET CASH MGMT	206,874.21-	206,874.21
TOTAL PURCHASES				206,874.21-	206,874.21
OTHER DISBURSEMENTS					
08/07/12		FEE TO FIRST ADVISORS FOR THE PERIOD ENDING 07/31/2012 BASED ON AVERAGE MARKET VALUE_____616.09 DISCOUNT_____246.44	DISBURSEMENT	369.65-	
TOTAL OTHER DISBURSEMENTS				369.65-	0.00
08/31/12		ENDING BALANCE		0.00	851,297.42

