

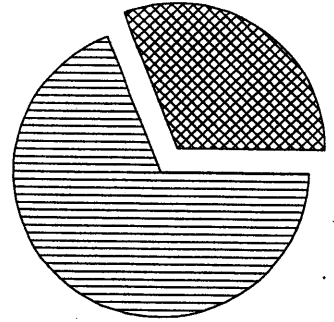


PORTFOLIO SUMMARY

	TAX COST	MARKET VALUE	PERCENT
 CASH AND EQUIVALENTS	454,357.24	454,357.24	31.2%
 FIXED INCOME	999,930.00	1,000,374.90	68.8%
TOTAL ASSETS	1,454,287.24	1,454,732.14	100.0%
ACCRUED INCOME OTHER	3,262.93	3,262.93	
TOTAL ACCRUED INCOME	3,262.93	3,262.93	
TOTAL ASSETS & ACCRUALS	1,457,550.17	1,457,995.07	
BEGINNING MARKET VALUE	1,178,488.78		
ENDING MARKET VALUE	1,457,995.07		



ACTIVITY SUMMARY

	THIS PERIOD	YEAR TO DATE	REALIZED CAPITAL GAINS / LOSSES	
			THIS PERIOD	YEAR TO DATE
BEGINNING MARKET VALUE	1,173,805.26	1,317,965.06		
DIVIDENDS AND INTEREST	2,760.91	4,359.34		
OTHER RECEIPTS	400,000.00	400,000.00		
DISBURSEMENTS	119,388.00-	269,388.00-		
FEES	586.53-	1,890.33-		
NET CASH SALES/PURCHASES	282,786.38-	133,081.01-		
CHANGE IN MARKET VALUE	280,926.88	136,767.08		
ENDING MARKET VALUE	1,454,732.14	1,454,732.14		
			INVESTMENT PERFORMANCE	
			THIS PERIOD	YEAR TO DATE
RATE OF RETURN			0.08%	0.61%

PORTFOLIO DETAIL

DESCRIPTION	MARKET VALUE/ PRICE	TAX COST/ UNREALIZED GAIN/LOSS	EST ANNUAL INCOME/ ACCRUED INC	CURRENT YIELD
CASH AND EQUIVALENTS				
FIRST ADVISORS MONEY MARKET .25%	454,357.24 1.00	454,357.24 0.00	1,135.89 94.66	0.25
TOTAL CASH AND EQUIVALENTS	454,357.24	454,357.24 0.00	1,135.89 94.66	0.25

BOND QUALITY SUMMARY

S & P QUALITY RATING	MARKET VALUE	PERCENT
TREASURY / AGENCY	396,440.90	39.6%
NOT RATED	603,934.00	60.4%
Total	1,000,374.90	100.0%

DESCRIPTION	RATING	PAR VALUE	MARKET VALUE/ PRICE	TAX COST/ UNREALIZED GAIN/LOSS	EST ANNUAL INCOME/ ACCRUED INC	CURRENT YIELD
FIXED INCOME						
ALLY BANK UT CD 1.75% 10/08/2014		50,000.000	50,369.00 100.74	50,000.00 369.00	875.00 420.67	1.74
ALLY BANK MIDVALE UTAH CD .75% 10/09/2015		50,000.000	50,041.50 100.08	50,000.00 41.50	375.00 181.25	0.75
AMERICAN EXPRESS CENTURION CD 2.05% 09/12/2018		50,000.000	50,183.50 100.37	50,000.00 183.50	1,025.00 55.71	2.04
BMW BANK NORTH AMERICA UT CD 1.75% 04/13/2017		50,000.000	50,793.50 101.59	50,000.00 793.50	875.00 408.65	1.72
EVERBANK JACKSONVILLE FL CD 1.1% 11/30/2017		50,000.000	50,255.50 100.51	50,000.00 255.50	550.00 185.36	1.09
FFCB 3.55% 09/16/2025	AA+	50,000.000	49,390.00 98.78	49,300.00 90.00	1,775.00 73.96	3.59
FHLB CONS BD 1.16% 07/10/2018-2013	AA+	50,000.000	48,860.50 97.72	49,296.87 436.37-	580.00 130.50	1.19
FFCB .7% 04/11/2017	AA+	50,000.000	49,396.00 98.79	49,515.63 119.63-	350.00 165.28	0.71

ACCOUNT NUMBER: [REDACTED]
STATEMENT PERIOD: MARCH 01, 2014 THROUGH MARCH 31, 2014

PORTFOLIO DETAIL (CONTINUED)

DESCRIPTION	RATING	PAR VALUE	MARKET VALUE/ PRICE	TAX COST/ UNREALIZED GAIN/LOSS	EST ANNUAL INCOME/ ACCRUED INC	CURRENT YIELD
FIXED INCOME						
FFCB CONS BD 1.41% 09/06/2017	AA+	50,000.000	50,171.00 100.34	49,730.00 441.00	705.00 48.96	1.41
FHLMC CALL .75% 06/27/2017-2013	AA+	50,000.000	49,426.00 98.85	49,937.50 511.50-	375.00 97.92	0.76
FNMA CALL 1.5% 11/27/2020-2015	AA+	30,000.000	28,269.90 94.23	27,150.00 1,119.90	450.00 155.00	1.59
FNMA CALL 1.2% 06/24/2019-2014	AA+	25,000.000	24,033.50 96.13	25,000.00 966.50-	300.00 80.83	1.25
FNMA 1.05% 02/27/2018-2015	AA+	50,000.000	48,900.50 97.80	50,000.00 1,099.50-	525.00 49.58	1.07
FNMA CALL 1.75% 09/25/2020-2015	AA+	50,000.000	47,993.50 95.99	50,000.00 2,006.50-	875.00 14.58	1.82
GE MONEY BANK DRAPER UT CD 1.85% 09/09/2016		50,000.000	50,953.50 101.91	50,000.00 953.50	925.00 57.81	1.82
GE MONEY BANK DRAPER UT CD 2% 11/05/2015		50,000.000	50,968.50 101.94	50,000.00 968.50	1,000.00 406.08	1.96
GE MONEY BANK DRAPER UT CD 2.5% 08/22/2016		25,000.000	25,832.75 103.33	25,000.00 832.75	625.00 69.06	2.42
GE CAPITAL FINANCIAL INC CD 2.1% 12/29/2016		25,000.000	25,611.25 102.45	25,000.00 611.25	525.00 134.13	2.05
GOLDMAN SACHS BANK USA NY CD 2.05% 11/30/2016		50,000.000	51,233.50 102.47	50,000.00 1,233.50	1,025.00 345.44	2.00
GOLDMAN SACHS BANK USA NY CD 2.05% 09/26/2019		50,000.000	49,557.50 99.12	50,000.00 442.50-	1,025.00 16.71	2.07
GOLDMAN SACHS BANK NY CD 1.75% 03/06/2020		50,000.000	48,394.00 96.79	50,000.00 1,606.00-	875.00 61.82	1.81
THIRD FED SVGS & LN ASSN CD 1.65% 12/28/2018		50,000.000	49,740.00 99.48	50,000.00 260.00-	825.00 8.97	1.66
TOTAL FIXED INCOME			1,000,374.90	999,930.00 444.90	16,460.00 3,168.27	1.65
TOTAL ASSETS			1,454,732.14	1,454,287.24 444.90	17,595.89 3,262.93	1.21
TOTAL ACCRUED INC			3,262.93	3,262.93		
GRAND TOTAL ASSETS			1,457,995.07	1,457,550.17 444.90	17,595.89 3,262.93	1.21

TRANSACTION DETAIL

DATE	QUANTITY	DESCRIPTION	TRANSACTION TYPE	CASH	COST BASIS
03/01/14		BEGINNING BALANCE		0.00	1,171,500.86
DIVIDENDS					
03/03/14		MM0000099 DIVIDEND ON FIRST ADVISORS MONEY MARKET .25% PAYABLE 02/28/2014 EFFECTIVE 02/28/2014	DIVIDEND	51.88	
TOTAL DIVIDENDS				51.88	0.00
INTEREST					
03/06/14		3133ECZ31 INTEREST ON 50,000 UNITS FFCB CONS BD 1.41% 09/06/2017 PAYABLE 03/06/2014	INTEREST RCVD	352.50	
03/06/14		38147JAS1 INTEREST ON 50,000 UNITS GOLDMAN SACHS BANK NY CD 1.75% 03/06/2020 PAYABLE 03/06/2014	INTEREST RCVD	433.91	
03/10/14		36159A6D7 INTEREST ON 50,000 UNITS GE MONEY BANK DRAPER UT CD 1.85% 09/09/2016 PAYABLE 03/09/2014 EFFECTIVE 03/09/2014	INTEREST RCVD	458.69	
03/12/14		02587DTH1 INTEREST ON 50,000 UNITS AMERICAN EXPRESS CENTURION CD 2.05% 09/12/2018 PAYABLE 03/12/2014	INTEREST RCVD	508.29	
03/14/14		31331JF40 ACCRUED INTEREST PAID 50,000 UNITS FFCB 3.55% 09/16/2025	ACCRUED INT	877.64-	
03/17/14		31331JF40 INTEREST ON 50,000 UNITS FFCB 3.55% 09/16/2025 PAYABLE 03/16/2014 EFFECTIVE 03/16/2014	INTEREST RCVD	887.50	
03/25/14		3136G1HY8 INTEREST ON 50,000 UNITS FNMA CALL 1.75% 09/25/2020-2015 PAYABLE 03/25/2014	INTEREST RCVD	437.50	
03/26/14		38143AG74 INTEREST ON 50,000 UNITS GOLDMAN SACHS BANK USA NY CD 2.05% 09/26/2019 PAYABLE 03/26/2014	INTEREST RCVD	508.28	
TOTAL INTEREST				2,709.03	0.00
OTHER RECEIPTS					
03/07/14		RECEIVED FROM TOWM OF LAMOINE TRANSFER FROM THE FIRST N.A. CHECKING PER STU MARCKOON'S EMAILED REQUEST	CASH RCVD	400,000.00	
TOTAL OTHER RECEIPTS				400,000.00	0.00
PURCHASES					
03/14/14	50,000.000	31331JF40 PURCHASED 50,000 UNITS FFCB 3.55% 09/16/2025 ON 03/12/2014 AT 98.60 THRU FTN FINANCIAL SECURITIES	BUY	49,300.00-	49,300.00

TRANSACTION DETAIL (CONTINUED)

DATE	QUANTITY	DESCRIPTION	TRANSACTION TYPE	CASH	COST BASIS
03/28/14	50,000.000	88413QAL2 PURCHASED 50,000 UNITS THIRD FED SVGS & LN ASSN CD 1.65% 12/28/2018 ON 03/19/2014 AT 100.00 THRU UBS FINANCIAL SERVICES MM0000099	BUY	50,000.00-	50,000.00
03/31/14	183,486.380	NET DEPOSIT FIRST ADVISORS MONEY MARKET .25%	NET CASH MGMT	183,486.38-	183,486.38
TOTAL PURCHASES				282,786.38-	282,786.38
FEES					
03/07/14		FEE TO FIRST ADVISORS FOR THE PERIOD ENDING 02/28/2014 BASED ON AVERAGE MARKET VALUE _____ 977.55 DISCOUNT _____ 391.02	DISBURSEMENT	586.53-	
TOTAL FEES				586.53-	0.00
OTHER DISBURSEMENTS					
03/07/14		DISTRIBUTION BY WIRE PAID TO TOWN OF LAMOINE FROM FIRE TRUCK RESERVE FUND TO FIRST N.A. CHECKING PER EMAIL FM STU MARCKOON	DISBURSEMENT	119,388.00-	
TOTAL OTHER DISBURSEMENTS				119,388.00-	0.00
03/31/14		ENDING BALANCE		0.00	1,454,287.24

PENDING TRADES

SETTLEMENT DATE	SHARES/ PAR	DESCRIPTION	COST	TRANSACTION AMOUNT
PURCHASES				
04/17/2014	50,000.000	FHLMC 1.375% 04/17/2018-2015 PURCHASED 50,000 UNITS FHLMC 1.375% 04/17/2018-2015 ON 03/26/2014 AT 99.90 THRU FTN FINANCIAL SECURITIES	49,950.00	(49,950.00)
TOTAL PURCHASES			49,950.00	(49,950.00)
NET PENDING TRADES			49,950.00	(49,950.00)