

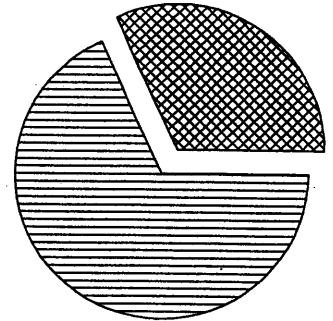


ACCOUNT NUMBER:

STATEMENT PERIOD: DECEMBER 01, 2013 THROUGH DECEMBER 31, 2013

PORTFOLIO SUMMARY

	TAX COST	MARKET VALUE	PERCENT
 CASH AND EQUIVALENTS	420,091.86	420,091.86	31.9%
 FIXED INCOME	901,114.37	897,873.20	68.1%
TOTAL ASSETS	1,321,206.23	1,317,965.06	100.0%
ACCRUED INCOME			
OTHER	3,838.29	3,838.29	
TOTAL ACCRUED INCOME	3,838.29	3,838.29	
TOTAL ASSETS & ACCRUALS	1,325,044.52	1,321,803.35	
BEGINNING MARKET VALUE	1,422,590.16		
ENDING MARKET VALUE	1,321,803.35		



ACTIVITY SUMMARY

	THIS PERIOD	YEAR TO DATE	REALIZED CAPITAL GAINS / LOSSES	
			THIS PERIOD	YEAR TO DATE
BEGINNING MARKET VALUE	1,419,386.22	1,062,777.23		
DIVIDENDS AND INTEREST	1,495.08	14,655.82		
OTHER RECEIPTS	0.00	1,311,000.00		
DISBURSEMENTS	100,000.00-	1,050,612.00-	TOTAL GAINS / LOSSES	0.00
FEEs	743.44-	7,084.12-		0.00
NET CASH SALES/PURCHASES	99,248.36	267,959.70-	INVESTMENT PERFORMANCE	
CHANGE IN MARKET VALUE	101,421.16-	255,187.83		
ENDING MARKET VALUE	1,317,965.06	1,317,965.06	THIS PERIOD	YEAR TO DATE
			RATE OF RETURN	0.05-%
				0.18%

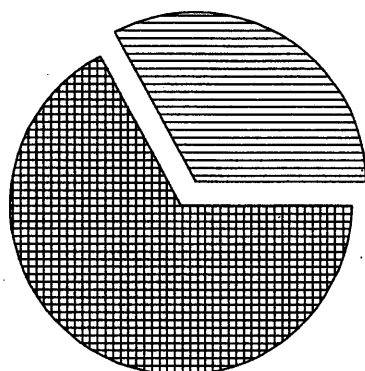
ACCOUNT NUMBER:

STATEMENT PERIOD: DECEMBER 01, 2013 THROUGH DECEMBER 31, 2013

PORTFOLIO DETAIL

DESCRIPTION	MARKET VALUE/ PRICE	TAX COST/ UNREALIZED GAIN/LOSS	EST ANNUAL INCOME/ ACCRUED INC	CURRENT YIELD
CASH AND EQUIVALENTS				
FIRST ADVISORS MONEY MARKET .25%	420,091.86 1.00	420,091.86 0.00	1,050.23 87.52	0.25
TOTAL CASH AND EQUIVALENTS	420,091.86	420,091.86 0.00	1,050.23 87.52	0.25

BOND QUALITY SUMMARY



S & P QUALITY RATING	MARKET VALUE	PERCENT
TREASURY / AGENCY	295,085.95	32.9%
NOT RATED	602,787.25	67.1%
Total	897,873.20	100.0%

DESCRIPTION	RATING	PAR VALUE	MARKET VALUE/ PRICE	TAX COST/ UNREALIZED GAIN/LOSS	EST ANNUAL INCOME/ ACCRUED INC	CURRENT YIELD
FIXED INCOME						
ALLY BANK UT CD 1.75% 10/08/2014		50,000.000	50,500.00 101.00	50,000.00 500.00	875.00 204.33	1.73
ALLY BANK MIDVALE UTAH CD .75% 10/09/2015		50,000.000	49,914.50 99.83	50,000.00 85.50-	375.00 87.50	0.75
AMERICAN EXPRESS CENTURION CD 2.05% 09/12/2018		50,000.000	49,912.50 99.83	50,000.00 87.50-	1,025.00 314.30	2.05
BMW BANK NORTH AMERICA UT CD 1.75% 04/13/2017		50,000.000	50,615.50 101.23	50,000.00 615.50	875.00 192.31	1.73
BARCLAYS BANK CD 2.6% 01/13/2014		50,000.000	50,021.00 100.04	50,000.00 21.00	1,300.00 607.61	2.60
EVERBANK JACKSONVILLE FL CD 1.1% 11/30/2017		50,000.000	49,988.50 99.98	50,000.00 11.50-	550.00 48.62	1.10
FHLB CONS BD 1.16% 07/10/2018-2013	AA+	50,000.000	48,585.00 97.17	49,296.87 711.87-	580.00 275.50	1.19
FFCB CONS BD 1.41% 09/06/2017	AA+	50,000.000	50,125.50 100.25	49,730.00 395.50	705.00 225.21	1.41

ACCOUNT NUMBER: _____

STATEMENT PERIOD: DECEMBER 01, 2013 THROUGH DECEMBER 31, 2013

PORTFOLIO DETAIL (CONTINUED)

DESCRIPTION	RATING	PAR VALUE	MARKET VALUE/ PRICE	TAX COST/ UNREALIZED GAIN/LOSS	EST ANNUAL INCOME/ ACCRUED INC	CURRENT YIELD
FIXED INCOME						
FHLMC CALL .75% 06/27/2017-2013	AA+	50,000.000	49,240.50 98.48	49,937.50 697.00-	375.00 4.17	0.76
FNMA CALL 1.5% 11/27/2020-2015	AA+	30,000.000	27,662.70 92.21	27,150.00 512.70	450.00 42.50	1.63
FNMA CALL 1.2% 06/24/2019-2014	AA+	25,000.000	23,776.75 95.11	25,000.00 1,223.25-	300.00 5.83	1.26
FNMA 1.05% 02/27/2018-2015	AA+	50,000.000	48,592.50 97.19	50,000.00 1,407.50-	525.00 180.83	1.08
FNMA CALL 1.75% 09/25/2020-2015	AA+	50,000.000	47,103.00 94.21	50,000.00 2,897.00-	875.00 233.33	1.86
GE MONEY BANK DRAPER UT CD 1.85% 09/09/2016		50,000.000	50,816.00 101.63	50,000.00 816.00	925.00 291.30	1.82
GE MONEY BANK DRAPER UT CD 2% 11/05/2015		50,000.000	50,990.50 101.98	50,000.00 990.50	1,000.00 157.46	1.96
GE MONEY BANK DRAPER UT CD 2.5% 08/22/2016		25,000.000	25,834.00 103.34	25,000.00 834.00	625.00 227.58	2.42
GE CAPITAL FINANCIAL INC CD 2.1% 12/29/2016		25,000.000	25,546.75 102.19	25,000.00 546.75	525.00 4.33	2.06
GOLDMAN SACHS BANK USA NY CD 2.05% 11/30/2016		50,000.000	51,110.00 102.22	50,000.00 1,110.00	1,025.00 90.61	2.01
GOLDMAN SACHS BANK USA NY CD 2.05% 09/28/2019		50,000.000	49,375.50 98.75	50,000.00 624.50-	1,025.00 274.65	2.08
GOLDMAN SACHS BANK NY CD 1.75% 03/06/2020		50,000.000	48,162.50 96.33	50,000.00 1,837.50-	875.00 282.80	1.82
TOTAL FIXED INCOME			897,873.20	901,114.37 3,241.17-	14,810.00 3,750.77	1.65
TOTAL ASSETS			1,317,965.06	1,321,206.23 3,241.17-	15,860.23 3,838.29	1.20
TOTAL ACCRUED INC			3,838.29	3,838.29		
GRAND TOTAL ASSETS			1,321,803.35	1,325,044.52 3,241.17-	15,860.23 3,838.29	1.20

TRANSACTION DETAIL

DATE	QUANTITY	DESCRIPTION	TRANSACTION TYPE	CASH	COST BASIS
12/01/13		BEGINNING BALANCE		0.00	1,420,454.59
DIVIDENDS					
12/02/13		MM0000099 DIVIDEND ON FIRST ADVISORS MONEY MARKET .25% PAYABLE 11/30/2013 EFFECTIVE 11/30/2013	DIVIDEND	126.28	
TOTAL DIVIDENDS				126.28	0.00
INTEREST					
12/02/13		29976DPY0 INTEREST ON 50,000 UNITS EVERBANK JACKSONVILLE FL CD 1.1% 11/30/2017 PAYABLE 11/30/2013 EFFECTIVE 11/30/2013	INTEREST RCVD	277.26	
12/02/13		38143ACS2 INTEREST ON 50,000 UNITS GOLDMAN SACHS BANK USA NY CD 2.05% 11/30/2016 PAYABLE 11/30/2013 EFFECTIVE 11/30/2013	INTEREST RCVD	516.71	
12/18/13		3136G06A4 ACCRUED INTEREST PAID 30,000 UNITS FNMA CALL 1.5% 11/27/2020-2015	ACCRUED INT	25.89-	
12/24/13		3136G14U0 INTEREST ON 25,000 UNITS FNMA CALL 1.2% 06/24/2019-2014 PAYABLE 12/24/2013	INTEREST RCVD	150.00	
12/27/13		3134G32S8 INTEREST ON 50,000 UNITS FHLMC CALL .75% 06/27/2017-2013 PAYABLE 12/27/2013	INTEREST RCVD	187.50	
12/30/13		36160WJ34 INTEREST ON 25,000 UNITS GE CAPITAL FINANCIAL INC CD 2.1% 12/29/2016 PAYABLE 12/29/2013 EFFECTIVE 12/29/2013	INTEREST RCVD	263.22	
TOTAL INTEREST				1,368.80	0.00
PURCHASES					
12/18/13	30,000.000	3136G06A4 PURCHASED 30,000 UNITS FNMA CALL 1.5% 11/27/2020-2015 ON 12/17/2013 AT 90.50	BUY	27,150.00-	27,150.00
TOTAL PURCHASES				27,150.00-	27,150.00
FEES					
12/09/13		FEE TO FIRST ADVISORS FOR THE PERIOD ENDING 11/30/2013 BASED ON AVERAGE MARKET VALUE 1,239.07 DISCOUNT 495.63	DISBURSEMENT	743.44-	
TOTAL FEES				743.44-	0.00

ACCOUNT NUMBER: _____

STATEMENT PERIOD: DECEMBER 01, 2013 THROUGH DECEMBER 31, 2013

TRANSACTION DETAIL (CONTINUED)

DATE	QUANTITY	DESCRIPTION	TRANSACTION TYPE	CASH	COST BASIS
OTHER DISBURSEMENTS					
12/17/13		DISTRIBUTION BY WIRE PAID TO TOWN OF LAMOINE	DISBURSEMENT	100,000.00-	
TOTAL OTHER DISBURSEMENTS				100,000.00-	0.00
SALES AND MATURITIES					
12/31/13	126,398.360-	MM0000099 NET WITHDRAWAL FIRST ADVISORS MONEY MARKET .25%	NET CASH MGMT	126,398.36	126,398.36-
TOTAL SALES AND MATURITIES				126,398.36	126,398.36-
12/31/13		ENDING BALANCE		0.00	1,321,206.23