

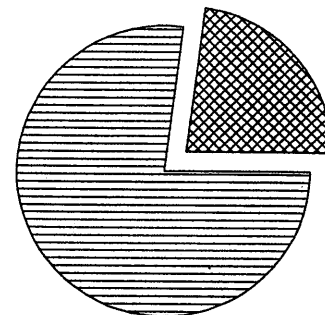


ACCOUNT NUMBER: --

STATEMENT PERIOD: FEBRUARY 01, 2014 THROUGH FEBRUARY 28, 2014

PORTFOLIO SUMMARY

	TAX COST	MARKET VALUE	PERCENT
 CASH AND EQUIVALENTS	270,870.86	270,870.86	23.1%
 FIXED INCOME	900,630.00	902,934.40	76.9%
TOTAL ASSETS	1,171,500.86	1,173,805.26	100.0%
ACCRUED INCOME			
OTHER	4,683.52	4,683.52	
TOTAL ACCRUED INCOME	4,683.52	4,683.52	
TOTAL ASSETS & ACCRUALS	1,176,184.38	1,178,488.78	
BEGINNING MARKET VALUE	1,177,063.82		
ENDING MARKET VALUE	1,178,488.78		



ACTIVITY SUMMARY

	THIS PERIOD	YEAR TO DATE	REALIZED CAPITAL GAINS / LOSSES	
			THIS PERIOD	YEAR TO DATE
BEGINNING MARKET VALUE	1,172,900.92	1,317,965.06		
DIVIDENDS AND INTEREST	654.83	1,598.43		
DISBURSEMENTS	0.00	150,000.00-		
FEES	618.79-	1,303.80-		
NET CASH SALES/PURCHASES	36.04-	149,705.37		
CHANGE IN MARKET VALUE	904.34	144,159.80-		
ENDING MARKET VALUE	1,173,805.26	1,173,805.26		
			TOTAL GAINS / LOSSES	0.00
				0.00
			INVESTMENT PERFORMANCE	
			THIS PERIOD	YEAR TO DATE
			RATE OF RETURN	
			0.13%	0.54%

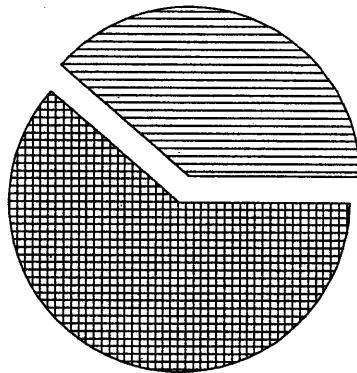
ACCOUNT NUMBER:

STATEMENT PERIOD: FEBRUARY 01, 2014 THROUGH FEBRUARY 28, 2014

PORTFOLIO DETAIL

DESCRIPTION	MARKET VALUE/ PRICE	TAX COST/ UNREALIZED GAIN/LOSS	EST ANNUAL INCOME/ ACCRUED INC	CURRENT YIELD
CASH AND EQUIVALENTS				
FIRST ADVISORS MONEY MARKET .25%	270,870.86 1.00	270,870.86 0.00	677.18 56.43	0.25
TOTAL CASH AND EQUIVALENTS	270,870.86	270,870.86 0.00	677.18 56.43	0.25

BOND QUALITY SUMMARY



S & P QUALITY RATING	MARKET VALUE	PERCENT
TREASURY / AGENCY	349,054.40	38.7%
NOT RATED	553,880.00	61.3%
Total	902,934.40	100.0%

DESCRIPTION	RATING	PAR VALUE	MARKET VALUE/ PRICE	TAX COST/ UNREALIZED GAIN/LOSS	EST ANNUAL INCOME/ ACCRUED INC	CURRENT YIELD
FIXED INCOME						
ALLY BANK UT CD 1.75% 10/08/2014		50,000.000	50,424.50 100.85	50,000.00 424.50	875.00 346.15	1.74
ALLY BANK MIDVALE UTAH CD .75% 10/09/2015		50,000.000	50,021.50 100.04	50,000.00 21.50	375.00 148.96	0.75
AMERICAN EXPRESS CENTURION CD 2.05% 09/12/2018		50,000.000	50,104.00 100.21	50,000.00 104.00	1,025.00 481.35	2.05
BMW BANK NORTH AMERICA UT CD 1.75% 04/13/2017		50,000.000	50,761.50 101.52	50,000.00 761.50	875.00 334.13	1.72
EVERBANK JACKSONVILLE FL CD 1.1% 11/30/2017		50,000.000	50,198.50 100.40	50,000.00 198.50	550.00 138.26	1.10
FHLB CONS BD 1.16% 07/10/2018-2013	AA+	50,000.000	49,210.00 98.42	49,296.87 86.87-	580.00 82.17	1.18
FFCB .7% 04/11/2017	AA+	50,000.000	49,579.50 99.16	49,515.63 63.87	350.00 136.11	0.71
FFCB CONS BD 1.41% 09/06/2017	AA+	50,000.000	50,519.50 101.04	49,730.00 789.50	705.00 342.71	1.40

ACCOUNT NUMBER

STATEMENT PERIOD: FEBRUARY 01, 2014 THROUGH FEBRUARY 28, 2014

PORTFOLIO DETAIL (CONTINUED)

DESCRIPTION	RATING	PAR VALUE	MARKET VALUE/ PRICE	TAX COST/ UNREALIZED GAIN/LOSS	EST ANNUAL INCOME/ ACCRUED INC	CURRENT YIELD
FIXED INCOME						
FHLMC CALL .75% 06/27/2017-2013	AA+	50,000.000	49,537.50 99.08	49,937.50 400.00-	375.00 66.67	0.76
FNMA CALL 1.5% 11/27/2020-2015	AA+	30,000.000	28,523.40 95.08	27,150.00 1,373.40	450.00 117.50	1.58
FNMA CALL 1.2% 06/24/2019-2014	AA+	25,000.000	24,184.00 96.74	25,000.00 816.00-	300.00 55.83	1.24
FNMA 1.05% 02/27/2018-2015	AA+	50,000.000	49,130.00 98.26	50,000.00 870.00-	525.00 5.83	1.07
FNMA CALL 1.75% 09/25/2020-2015	AA+	50,000.000	48,370.50 96.74	50,000.00 1,629.50-	875.00 379.17	1.81
GE MONEY BANK DRAPER UT CD 1.85% 09/09/2016		50,000.000	50,911.50 101.82	50,000.00 911.50	925.00 442.06	1.82
GE MONEY BANK DRAPER UT CD 2% 11/05/2015		50,000.000	50,987.00 101.97	50,000.00 987.00	1,000.00 320.44	1.96
GE MONEY BANK DRAPER UT CD 2.5% 08/22/2016		25,000.000	25,854.00 103.42	25,000.00 854.00	625.00 15.54	2.42
GE CAPITAL FINANCIAL INC CD 2.1% 12/29/2016		25,000.000	25,598.00 102.39	25,000.00 598.00	525.00 89.42	2.05
GOLDMAN SACHS BANK USA NY CD 2.05% 11/30/2016		50,000.000	51,205.50 102.41	50,000.00 1,205.50	1,025.00 257.67	2.00
GOLDMAN SACHS BANK USA NY CD 2.05% 09/26/2019		50,000.000	49,496.50 98.99	50,000.00 503.50-	1,025.00 441.71	2.07
GOLDMAN SACHS BANK NY CD 1.75% 03/06/2020		50,000.000	48,317.50 96.64	50,000.00 1,682.50-	875.00 425.41	1.81
TOTAL FIXED INCOME			902,934.40	900,630.00 2,304.40	13,860.00 4,627.09	1.53
TOTAL ASSETS			1,173,805.26	1,171,500.86 2,304.40	14,537.18 4,683.52	1.24
TOTAL ACCRUED INC			4,683.52	4,683.52		
GRAND TOTAL ASSETS			1,178,488.78	1,176,184.38 2,304.40	14,537.18 4,683.52	1.24

ACCOUNT NUMBER:

STATEMENT PERIOD: FEBRUARY 01, 2014 THROUGH FEBRUARY 28, 2014

TRANSACTION DETAIL

DATE	QUANTITY	DESCRIPTION	TRANSACTION TYPE	CASH	COST BASIS
02/01/14		BEGINNING BALANCE		0.00	1,171,464.82
DIVIDENDS					
02/03/14		MM0000099 DIVIDEND ON FIRST ADVISORS MONEY MARKET .25% PAYABLE 01/31/2014 EFFECTIVE 01/31/2014	DIVIDEND	77.26	
TOTAL DIVIDENDS				77.26	0.00
INTEREST					
02/20/14		36159AXD7 INTEREST ON 25,000 UNITS GE MONEY BANK DRAPER UT CD 2.5% 08/22/2016 PAYABLE 02/20/2014	INTEREST RCVD	315.07	
02/27/14		3136G1DG1 INTEREST ON 50,000 UNITS FNMA 1.05% 02/27/2018-2015 PAYABLE 02/27/2014	INTEREST RCVD	262.50	
TOTAL INTEREST				577.57	0.00
PURCHASES					
02/28/14	36.040	MM0000099 NET DEPOSIT FIRST ADVISORS MONEY MARKET .25%	NET CASH MGMT	36.04-	36.04
TOTAL PURCHASES				36.04-	36.04
FEES					
02/07/14		FEE TO FIRST ADVISORS FOR THE PERIOD ENDING 01/31/2014 BASED ON AVERAGE MARKET VALUE___1,031.31 DISCOUNT_____412.52	DISBURSEMENT	618.79-	
TOTAL FEES				618.79-	0.00
02/28/14		ENDING BALANCE		0.00	1,171,500.86