

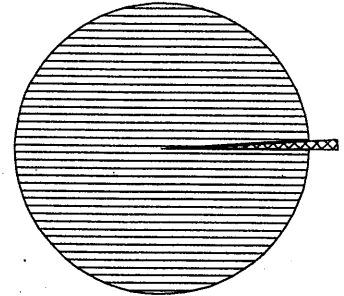


**PORTFOLIO SUMMARY**

	TAX COST	MARKET VALUE	PERCENT
 CASH AND EQUIVALENTS	9,475.23-	9,475.23-	1.0%
 FIXED INCOME	949,942.50	954,634.60	101.0%
<b>TOTAL ASSETS</b>	<b>940,467.27</b>	<b>945,159.37</b>	<b>100.0%</b>
ACCRUED INCOME OTHER	3,853.30	3,853.30	
<b>TOTAL ACCRUED INCOME</b>	<b>3,853.30</b>	<b>3,853.30</b>	
<b>TOTAL ASSETS &amp; ACCRUALS</b>	<b>944,320.57</b>	<b>949,012.67</b>	
BEGINNING MARKET VALUE	1,183,536.06		
ENDING MARKET VALUE	949,012.67		



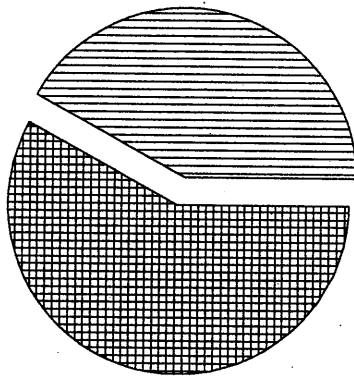
**ACTIVITY SUMMARY**

	THIS PERIOD	YEAR TO DATE	REALIZED CAPITAL GAINS / LOSSES	
			THIS PERIOD	YEAR TO DATE
BEGINNING MARKET VALUE	1,180,264.19	1,317,965.06		
DIVIDENDS AND INTEREST	820.05	8,092.99		
OTHER RECEIPTS	0.00	400,000.00		
DISBURSEMENTS	235,000.00-	784,388.00-	LONG TERM	512.50-
FEEs	637.12-	3,931.45-	<b>TOTAL GAINS / LOSSES</b>	<b>512.50-</b>
NET CASH SALES/PURCHASES	225,341.84	370,751.23		
CHANGE IN MARKET VALUE	225,629.59-	363,330.46-		
<b>ENDING MARKET VALUE</b>	<b>945,159.37</b>	<b>945,159.37</b>	<b>INVESTMENT PERFORMANCE</b>	
			THIS PERIOD	YEAR TO DATE
			RATE OF RETURN	0.05%
				1.18%

## PORTFOLIO DETAIL

DESCRIPTION	MARKET VALUE/ PRICE	TAX COST/ UNREALIZED GAIN/LOSS	EST ANNUAL INCOME/ ACCRUED INC	CURRENT YIELD
<b>CASH AND EQUIVALENTS</b>				
CASH	9,475.23-	9,475.23- 0.00		
<b>TOTAL CASH AND EQUIVALENTS</b>	<b>9,475.23-</b>	<b>9,475.23- 0.00</b>	<b>0.00 0.00</b>	<b>0.00</b>

## BOND QUALITY SUMMARY



S & P QUALITY RATING	MARKET VALUE	PERCENT
TREASURY / AGENCY	399,996.35	41.9%
NOT RATED	554,638.25	58.1%
<b>Total</b>	<b>954,634.60</b>	<b>100.0%</b>

DESCRIPTION	RATING	PAR VALUE	MARKET VALUE/ PRICE	TAX COST/ UNREALIZED GAIN/LOSS	EST ANNUAL INCOME/ ACCRUED INC	CURRENT YIELD
<b>FIXED INCOME</b>						
ALLY BANK MIDVALE UTAH CD .75% 10/09/2015		50,000.000	50,066.00 100.13	50,000.00 66.00	375.00 86.46	0.75
AMERICAN EXPRESS CENTURION CD 2.05% 09/12/2018		50,000.000	50,399.00 100.80	50,000.00 399.00	1,025.00 309.17	2.03
BMW BANK NORTH AMERICA UT CD 1.75% 04/13/2017		50,000.000	50,888.50 101.78	50,000.00 888.50	875.00 188.87	1.72
EVERBANK JACKSONVILLE FL CD 1.1% 11/30/2017		50,000.000	50,419.50 100.84	50,000.00 419.50	550.00 47.83	1.09
FFCB 3.55% 09/16/2025	AA+	50,000.000	50,026.00 100.05	49,300.00 726.00	1,775.00 517.71	3.55
FHLB CONS BD 1.16% 07/10/2018-2013	AA+	50,000.000	49,269.00 98.54	49,296.87 27.87-	580.00 275.50	1.18
FFCB .7% 04/11/2017	AA+	50,000.000	49,701.50 99.40	49,515.63 185.87	350.00 77.78	0.70
FFCB CONS BD 1.41% 09/06/2017	AA+	50,000.000	50,415.50 100.83	49,730.00 685.50	705.00 225.21	1.40

ACCOUNT NUMBER: ██████████  
STATEMENT PERIOD: JUNE 01, 2014 THROUGH JUNE 30, 2014

**PORTFOLIO DETAIL ( CONTINUED )**

DESCRIPTION	RATING	PAR VALUE	MARKET VALUE/ PRICE	TAX COST/ UNREALIZED GAIN/LOSS	EST ANNUAL INCOME/ ACCRUED INC	CURRENT YIELD
<b>FIXED INCOME</b>						
FHLMC 1.375% 04/17/2018-2015	AA+	50,000.000	50,217.50 100.44	49,950.00 267.50	687.50 141.32	1.37
FNMA CALL 1.5% 11/27/2020-2015	AA+	30,000.000	28,467.60 94.89	27,150.00 1,317.60	450.00 42.50	1.58
FNMA CALL 1.2% 06/24/2019-2014	AA+	25,000.000	24,161.25 96.65	25,000.00 838.75-	300.00 5.83	1.24
FNMA 1.05% 02/27/2018-2015	AA+	50,000.000	49,479.00 98.96	50,000.00 521.00-	525.00 180.83	1.06
FNMA CALL 1.75% 09/25/2020-2015	AA+	50,000.000	48,259.00 96.52	50,000.00 1,741.00-	875.00 233.33	1.81
GE MONEY BANK DRAPER UT CD 1.85% 09/09/2016		50,000.000	50,982.00 101.96	50,000.00 982.00	925.00 286.55	1.81
GE MONEY BANK DRAPER UT CD 2% 11/05/2015		50,000.000	50,853.50 101.71	50,000.00 853.50	1,000.00 154.89	1.97
GE MONEY BANK DRAPER UT CD 2.5% 08/22/2016		25,000.000	25,808.25 103.23	25,000.00 808.25	625.00 226.17	2.42
GE CAPITAL FINANCIAL INC CD 2.1% 12/29/2016		25,000.000	25,625.00 102.50	25,000.00 625.00	525.00 2.87	2.05
GOLDMAN SACHS BANK USA USA NY CD 2.05% 11/30/2016		50,000.000	51,255.50 102.51	50,000.00 1,255.50	1,025.00 89.13	2.00
GOLDMAN SACHS BANK USA USA NY CD 2.05% 09/26/2019		50,000.000	49,728.50 99.46	50,000.00 271.50-	1,025.00 270.18	2.06
GOLDMAN SACHS BANK USA NY CD 1.75% 03/06/2020		50,000.000	48,619.00 97.24	50,000.00 1,381.00-	875.00 278.19	1.80
THIRD FED SVGS & LN ASSN CD 1.65% 12/28/2018		50,000.000	49,993.50 99.99	50,000.00 6.50-	825.00 212.98	1.65
<b>TQTAL FIXED INCOME</b>			<b>954,634.60</b>	<b>949,942.50</b> <b>4,692.10</b>	<b>15,897.50</b> <b>3,853.30</b>	<b>1.67</b>
<b>TOTAL ASSETS</b>			<b>945,159.37</b>	<b>940,467.27</b> <b>4,692.10</b>	<b>15,897.50</b> <b>3,853.30</b>	<b>1.68</b>
<b>TOTAL ACCRUED INC</b>			<b>3,853.30</b>	<b>3,853.30</b>		
<b>GRAND TOTAL ASSETS</b>			<b>949,012.67</b>	<b>944,320.57</b> <b>4,692.10</b>	<b>15,897.50</b> <b>3,853.30</b>	<b>1.68</b>

**TRANSACTION DETAIL**

DATE	QUANTITY	DESCRIPTION	TRANSACTION TYPE	CASH	COST BASIS
06/01/14		<b>BEGINNING BALANCE</b>		0.00	1,175,796.84
<b>DIVIDENDS</b>					
06/02/14		MM0000099 DIVIDEND ON FIRST ADVISORS MONEY MARKET .25% PAYABLE 05/31/2014 EFFECTIVE 05/31/2014	DIVIDEND	46.90	
<b>TOTAL DIVIDENDS</b>				46.90	0.00
<b>INTEREST</b>					
06/19/14		3134G32S8 ACCRUED INTEREST RECEIVED 50,000 UNITS FHLMC CALL .75% 06/27/2017-2013	ACCRUED INT	179.17	
06/23/14		02004MU84 ACCRUED INTEREST RECEIVED 50,000 UNITS ALLY BANK UT CD 1.75% 10/08/2014	ACCRUED INT	182.19	
06/24/14		3136G14U0 INTEREST ON 25,000 UNITS FNMA CALL 1.2% 06/24/2019-2014 PAYABLE 06/24/2014	INTEREST RCVD	150.00	
06/30/14		36160WJ34 INTEREST ON 25,000 UNITS GE CAPITAL FINANCIAL INC CD 2.1% 12/29/2016 PAYABLE 06/29/2014 EFFECTIVE 06/29/2014	INTEREST RCVD	261.79	
<b>TOTAL INTEREST</b>				773.15	0.00
<b>FEES</b>					
06/09/14		FEE TO FIRST ADVISORS FOR THE PERIOD ENDING 05/31/2014 BASED ON AVERAGE MARKET VALUE 1,061.87 DISCOUNT 424.75	DISBURSEMENT	637.12-	
<b>TOTAL FEES</b>				637.12-	0.00
<b>OTHER DISBURSEMENTS</b>					
06/19/14		DISTRIBUTION BY WIRE PAID TO TOWN OF LAMOINE TRANSFER TO THE FIRST N.A. CKG. PER EMAILED REQUEST FROM STU MARCKOON	DISBURSEMENT	175,000.00-	
06/27/14		DISTRIBUTION BY WIRE PAID TO TOWN OF LAMOINE	DISBURSEMENT	60,000.00-	
<b>TOTAL OTHER DISBURSEMENTS</b>				235,000.00-	0.00
<b>SALES AND MATURITIES</b>					
06/19/14	50,000.000-	3134G32S8 SOLD 50,000 UNITS FHLMC CALL .75% 06/27/2017-2013 ON 06/18/2014 AT 98.85	SELL	49,425.00	49,937.50-
06/23/14	50,000.000-	02004MU84 SOLD 50,000 UNITS ALLY BANK UT CD 1.75% 10/08/2014 ON 06/18/2014 AT 100.00 THRU UBS FINANCIAL SERVICES	SELL	50,000.00	50,000.00-
06/30/14	125,916.840-	MM0000099 NET WITHDRAWAL FIRST ADVISORS MONEY MARKET .25%	NET CASH MGMT	125,916.84	125,916.84-
<b>TOTAL SALES AND MATURITIES</b>				225,341.84	225,854.34-
06/30/14		<b>ENDING BALANCE</b>		9,475.23-	949,942.50