

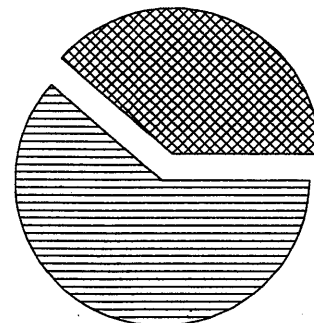


PORTFOLIO SUMMARY

	TAX COST	MARKET VALUE	PERCENT
 CASH AND EQUIVALENTS	546,490.22	546,490.22	38.5%
 FIXED INCOME	873,964.37	872,896.00	61.5%
TOTAL ASSETS	1,420,454.59	1,419,386.22	100.0%
ACCRUED INCOME OTHER	3,203.94	3,203.94	
TOTAL ACCRUED INCOME	3,203.94	3,203.94	
TOTAL ASSETS & ACCRUALS	1,423,658.53	1,422,590.16	
BEGINNING MARKET VALUE	1,542,601.14		
ENDING MARKET VALUE	1,422,590.16		



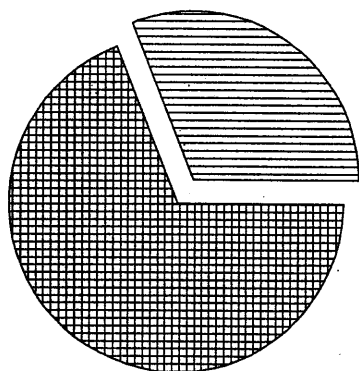
ACTIVITY SUMMARY

	THIS PERIOD	YEAR TO DATE	REALIZED CAPITAL GAINS / LOSSES	
			THIS PERIOD	YEAR TO DATE
BEGINNING MARKET VALUE	1,539,270.36	1,062,777.23		
DIVIDENDS AND INTEREST	671.77	13,160.74		
OTHER RECEIPTS	0.00	1,311,000.00		
DISBURSEMENTS	120,000.00-	950,612.00-	TOTAL GAINS / LOSSES	0.00
FEEs	780.91-	6,340.68-		0.00
NET CASH SALES/PURCHASES	120,109.14	367,208.06-		
CHANGE IN MARKET VALUE	119,884.14-	356,608.99		
ENDING MARKET VALUE	1,419,386.22	1,419,386.22		
			INVESTMENT PERFORMANCE	
			THIS PERIOD	YEAR TO DATE
			RATE OF RETURN	0.06%
				0.24%

PORTFOLIO DETAIL

DESCRIPTION	MARKET VALUE/ PRICE	TAX COST/ UNREALIZED GAIN/LOSS	EST ANNUAL INCOME/ ACCRUED INC	CURRENT YIELD
CASH AND EQUIVALENTS				
FIRST ADVISORS MONEY MARKET .25%	546,490.22 1.00	546,490.22 0.00	1,366.23 113.85	0.25
TOTAL CASH AND EQUIVALENTS	546,490.22	546,490.22 0.00	1,366.23 113.85	0.25

BOND QUALITY SUMMARY



S & P QUALITY RATING	MARKET VALUE	PERCENT
TREASURY / AGENCY	270,366.25	31.0%
NOT RATED	602,529.75	69.0%
Total	872,896.00	100.0%

DESCRIPTION	RATING	PAR VALUE	MARKET VALUE/ PRICE	TAX COST/ UNREALIZED GAIN/LOSS	EST ANNUAL INCOME/ ACCRUED INC	CURRENT YIELD
FIXED INCOME						
ALLY BANK UT CD 1.75% 10/08/2014		50,000.00	50,545.50 101.09	50,000.00 545.50	875.00 129.81	1.73
ALLY BANK MIDVALE UTAH CD .75% 10/09/2015		50,000.00	49,878.00 99.76	50,000.00 122.00-	375.00 55.21	0.75
AMERICAN EXPRESS CENTURION CD 2.05% 09/12/2018		50,000.00	49,831.50 99.66	50,000.00 168.50-	1,025.00 226.52	2.06
BMW BANK NORTH AMERICA UT CD 1.75% 04/13/2017		50,000.00	50,574.50 101.15	50,000.00 574.50	875.00 117.79	1.73
BARCLAYS BANK CD 2.6% 01/13/2014		50,000.00	50,120.00 100.24	50,000.00 120.00	1,300.00 498.10	2.59
EVERBANK JACKSONVILLE FL CD 1.1% 11/30/2017		50,000.00	49,920.00 99.84	50,000.00 80.00-	550.00 1.52	1.10
FHLB CONS BD 1.16% 07/10/2018-2013	AA+	50,000.00	49,164.00 98.33	49,296.87 132.87-	580.00 227.17	1.18
FFCB CONS BD 1.41% 09/06/2017	AA+	50,000.00	50,480.00 100.96	49,730.00 750.00	705.00 166.46	1.40

ACCOUNT NUMBER: ██████████
STATEMENT PERIOD: NOVEMBER 01, 2013 THROUGH NOVEMBER 30, 2013

PORTFOLIO DETAIL (CONTINUED)

DESCRIPTION	RATING	PAR VALUE	MARKET VALUE/ PRICE	TAX COST/ UNREALIZED GAIN/LOSS	EST ANNUAL INCOME/ ACCRUED INC	CURRENT YIELD
FIXED INCOME						
FHLMC CALL .75% 06/27/2017-2013	AA+	50,000.000	49,586.50 99.17	49,937.50 351.00-	375.00 160.42	0.76
FNMA CALL 1.2% 06/24/2019-2014	AA+	25,000.000	24,096.75 96.39	25,000.00 903.25-	300.00 130.83	1.24
FNMA 1.05% 02/27/2018-2015	AA+	50,000.000	49,143.00 98.29	50,000.00 857.00-	525.00 137.08	1.07
FNMA CALL 1.75% 09/25/2020-2015	AA+	50,000.000	47,896.00 95.79	50,000.00 2,104.00-	875.00 160.42	1.83
GE MONEY BANK DRAPER UT CD 1.85% 09/09/2016		50,000.000	50,795.50 101.59	50,000.00 795.50	925.00 212.09	1.82
GE MONEY BANK DRAPER UT CD 2% 11/05/2015		50,000.000	51,014.00 102.03	50,000.00 1,014.00	1,000.00 71.82	1.96
GE MONEY BANK DRAPER UT CD 2.5% 08/22/2016		25,000.000	25,838.25 103.35	25,000.00 838.25	625.00 174.93	2.42
GE CAPITAL FINANCIAL INC CD 2.1% 12/29/2016		25,000.000	25,536.50 102.15	25,000.00 536.50	525.00 222.34	2.06
GOLDMAN SACHS BANK USA NY CD 2.05% 11/30/2016		50,000.000	51,092.50 102.19	50,000.00 1,092.50	1,025.00 2.83	2.01
GOLDMAN SACHS BANK USA NY CD 2.05% 09/26/2019		50,000.000	49,308.00 98.62	50,000.00 692.00-	1,025.00 186.88	2.08
GOLDMAN SACHS BANK NY CD 1.75% 03/06/2020		50,000.000	48,075.50 96.15	50,000.00 1,924.50-	875.00 207.87	1.82
TOTAL FIXED INCOME			872,896.00	873,964.37 1,068.37-	14,360.00 3,090.09	1.65
TOTAL ASSETS			1,419,386.22	1,420,454.59 1,068.37-	15,726.23 3,203.94	1.11
TOTAL ACCRUED INC			3,203.94	3,203.94		
GRAND TOTAL ASSETS			1,422,590.16	1,423,658.53 1,068.37-	15,726.23 3,203.94	1.11

TRANSACTION DETAIL

DATE	QUANTITY	DESCRIPTION	TRANSACTION TYPE	CASH	COST BASIS
11/01/13		BEGINNING BALANCE		0.00	1,540,563.73
DIVIDENDS					
11/01/13		MM0000099 DIVIDEND ON FIRST ADVISORS MONEY MARKET .25% PAYABLE 10/31/2013 EFFECTIVE 10/31/2013	DIVIDEND	167.67	
TOTAL DIVIDENDS				167.67	0.00
INTEREST					
11/05/13		36159AD72 INTEREST ON 50,000 UNITS GE MONEY BANK DRAPER UT CD 2% 11/05/2015 PAYABLE 11/05/2013	INTEREST RCVD	504.10	
TOTAL INTEREST				504.10	0.00
FEES					
11/07/13		FEE TO FIRST ADVISORS FOR THE PERIOD ENDING 10/31/2013 BASED ON AVERAGE MARKET VALUE 1,301.52 DISCOUNT 520.61	DISBURSEMENT	780.91-	
TOTAL FEES				780.91-	0.00
OTHER DISBURSEMENTS					
11/18/13		DISTRIBUTION BY WIRE PAID TO TOWN OF LAMOINE TRANSFER TO THE FIRST N.A. CHECKING PER EMAILED REQUEST FM STU MARCKOON	DISBURSEMENT	120,000.00-	
TOTAL OTHER DISBURSEMENTS				120,000.00-	0.00
SALES AND MATURITIES					
11/30/13	120,109.140-	MM0000099 NET WITHDRAWAL FIRST ADVISORS MONEY MARKET .25%	NET CASH MGMT	120,109.14	120,109.14-
TOTAL SALES AND MATURITIES				120,109.14	120,109.14-
11/30/13		ENDING BALANCE		0.00	1,420,454.59