

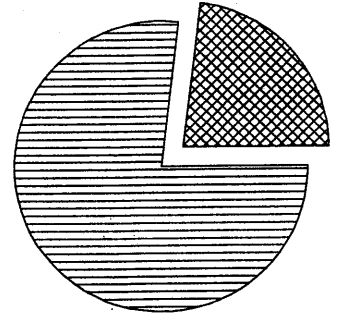


ACCOUNT NUMBER: ██████████
STATEMENT PERIOD: JANUARY 01, 2014 THROUGH JANUARY 31, 2014

PORTFOLIO SUMMARY

	TAX COST	MARKET VALUE	PERCENT
 CASH AND EQUIVALENTS	270,834.82	270,834.82	23.1%
 FIXED INCOME	900,630.00	902,066.10	76.9%
TOTAL ASSETS	1,171,464.82	1,172,900.92	100.0%
ACCRUED INCOME OTHER	4,162.90	4,162.90	
TOTAL ACCRUED INCOME	4,162.90	4,162.90	
TOTAL ASSETS & ACCRUALS	1,175,627.72	1,177,063.82	
BEGINNING MARKET VALUE	1,321,803.35		
ENDING MARKET VALUE	1,177,063.82		



ACTIVITY SUMMARY

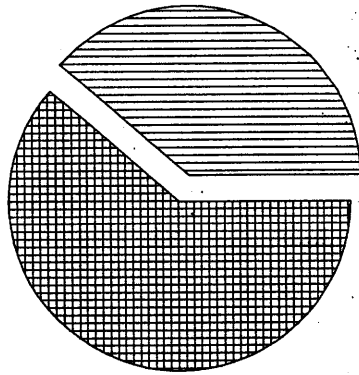
	THIS PERIOD	YEAR TO DATE	REALIZED CAPITAL GAINS / LOSSES	
			THIS PERIOD	YEAR TO DATE
BEGINNING MARKET VALUE	1,317,965.06	1,317,965.06		
DIVIDENDS AND INTEREST	943.60	943.60		
DISBURSEMENTS	150,000.00-	150,000.00-		
FEEs	685.01-	685.01-		
NET CASH SALES/PURCHASES	149,741.41	149,741.41		
CHANGE IN MARKET VALUE	145,064.14-	145,064.14-		
ENDING MARKET VALUE	1,172,900.92	1,172,900.92		
			TOTAL GAINS / LOSSES	0.00
				0.00
			INVESTMENT PERFORMANCE	
			THIS PERIOD	YEAR TO DATE
			RATE OF RETURN	0.43%
				0.43%

ACCOUNT NUMBER: ██████████
STATEMENT PERIOD: JANUARY 01, 2014 THROUGH JANUARY 31, 2014

PORTFOLIO DETAIL

DESCRIPTION	MARKET VALUE/ PRICE	TAX COST/ UNREALIZED GAIN/LOSS	EST ANNUAL INCOME/ ACCRUED INC	CURRENT YIELD
CASH AND EQUIVALENTS				
FIRST ADVISORS MONEY MARKET .25%	270,834.82 1.00	270,834.82 0.00	677.09 56.42	0.25
TOTAL CASH AND EQUIVALENTS	270,834.82	270,834.82 0.00	677.09 56.42	0.25

BOND QUALITY SUMMARY



S & P QUALITY RATING	MARKET VALUE	PERCENT
TREASURY / AGENCY	348,453.60	38.6%
NOT RATED	553,612.50	61.4%
Total	902,066.10	100.0%

DESCRIPTION	RATING	PAR VALUE	MARKET VALUE/ PRICE	TAX COST/ UNREALIZED GAIN/LOSS	EST ANNUAL INCOME/ ACCRUED INC	CURRENT YIELD
FIXED INCOME						
ALLY BANK UT CD 1.75% 10/08/2014		50,000.000	50,472.50 100.95	50,000.00 472.50	875.00 278.85	1.73
ALLY BANK MIDVALE UTAH CD .75% 10/09/2015		50,000.000	49,988.00 99.98	50,000.00 12.00-	375.00 119.79	0.75
AMERICAN EXPRESS CENTURION CD 2.05% 09/12/2018		50,000.000	50,030.00 100.06	50,000.00 30.00	1,025.00 402.07	2.05
BMW BANK NORTH AMERICA UT CD 1.75% 04/13/2017		50,000.000	50,732.00 101.46	50,000.00 732.00	875.00 266.83	1.72
EVERBANK JACKSONVILLE FL CD 1.1% 11/30/2017		50,000.000	50,145.00 100.29	50,000.00 145.00	550.00 95.72	1.10
FHLB CONS BD 1.16% 07/10/2018-2013	AA+	50,000.000	49,138.00 98.28	49,296.87 158.87-	580.00 33.83	1.18
FFCB .7% 04/11/2017	AA+	50,000.000	49,489.50 98.98	49,515.63 26.13-	350.00 106.94	0.71
FFCB CONS BD 1.41% 09/06/2017	AA+	50,000.000	50,439.50 100.88	49,730.00 709.50	705.00 283.96	1.40

ACCOUNT NUMBER: ██████████
STATEMENT PERIOD: JANUARY 01, 2014 THROUGH JANUARY 31, 2014

PORTFOLIO DETAIL (CONTINUED)

DESCRIPTION	RATING	PAR VALUE	MARKET VALUE/ PRICE	TAX COST/ UNREALIZED GAIN/LOSS	EST ANNUAL INCOME/ ACCRUED INC	CURRENT YIELD
FIXED INCOME						
FHLMC CALL .75% 06/27/2017-2013	AA+	50,000.000	49,550.00 99.10	49,937.50 387.50-	375.00 35.42	0.76
FNMA CALL 1.5% 11/27/2020-2015	AA+	30,000.000	28,424.10 94.75	27,150.00 1,274.10	450.00 80.00	1.58
FNMA CALL 1.2% 06/24/2019-2014	AA+	25,000.000	24,117.50 96.47	25,000.00 882.50-	300.00 30.83	1.24
FNMA 1.05% 02/27/2018-2015	AA+	50,000.000	49,052.50 98.11	50,000.00 947.50-	525.00 224.58	1.07
FNMA CALL 1.75% 09/25/2020-2015	AA+	50,000.000	48,242.50 96.49	50,000.00 1,757.50-	875.00 306.25	1.81
GE MONEY BANK DRAPER UT CD 1.85% 09/09/2016		50,000.000	50,899.00 101.80	50,000.00 899.00	925.00 370.51	1.82
GE MONEY BANK DRAPER UT CD 2% 11/05/2015		50,000.000	51,012.00 102.02	50,000.00 1,012.00	1,000.00 243.09	1.96
GE MONEY BANK DRAPER UT CD 2.5% 08/22/2016		25,000.000	25,862.00 103.45	25,000.00 862.00	625.00 280.23	2.42
GE CAPITAL FINANCIAL INC CD 2.1% 12/29/2016		25,000.000	25,592.00 102.37	25,000.00 592.00	525.00 49.04	2.05
GOLDMAN SACHS BANK USA NY CD 2.05% 11/30/2016		50,000.000	51,196.00 102.39	50,000.00 1,196.00	1,025.00 178.38	2.00
GOLDMAN SACHS BANK USA NY CD 2.05% 09/26/2019		50,000.000	49,440.00 98.88	50,000.00 560.00-	1,025.00 362.43	2.07
GOLDMAN SACHS BANK NY CD 1.75% 03/06/2020		50,000.000	48,244.00 96.49	50,000.00 1,756.00-	875.00 357.73	1.81
TOTAL FIXED INCOME			902,066.10	900,630.00 1,436.10	13,860.00 4,106.48	1.54
TOTAL ASSETS			1,172,900.92	1,171,464.82 1,436.10	14,537.09 4,162.90	1.24
TOTAL ACCRUED INC			4,162.90	4,162.90		
GRAND TOTAL ASSETS			1,177,063.82	1,175,627.72 1,436.10	14,537.09 4,162.90	1.24

ACCOUNT NUMBER: ██████████
 STATEMENT PERIOD: JANUARY 01, 2014 THROUGH JANUARY 31, 2014

Performance You Can Trust

TRANSACTION DETAIL

DATE	QUANTITY	DESCRIPTION	TRANSACTION TYPE	CASH	COST BASIS
01/01/14		BEGINNING BALANCE		0.00	1,321,206.23
DIVIDENDS					
01/02/14		MM0000099 DIVIDEND ON FIRST ADVISORS MONEY MARKET .25% PAYABLE 12/31/2013 EFFECTIVE 12/31/2013	DIVIDEND	103.25	
TOTAL DIVIDENDS				103.25	0.00
INTEREST					
01/10/14		313381NL5 INTEREST ON 50,000 UNITS FHLB CONS BD 1.16% 07/10/2018-2013 PAYABLE 01/10/2014	INTEREST RCVD	290.00	
01/13/14		06740KCZ8 INTEREST ON 50,000 UNITS BARCLAYS BANK CD 2.6% 01/13/2014 PAYABLE 01/13/2014	INTEREST RCVD	655.35	
01/29/14		3133EA4G0 ACCRUED INTEREST PAID 50,000 UNITS FFCB .7% 04/11/2017	ACCRUED INT	105.00-	
TOTAL INTEREST				840.35	0.00
PURCHASES					
01/29/14	50,000.000	3133EA4G0 PURCHASED 50,000 UNITS FFCB .7% 04/11/2017 ON 01/28/2014 AT 99.0313 THRU FIRST TENNESSEE BANK NA	BUY	49,515.63-	49,515.63
TOTAL PURCHASES				49,515.63-	49,515.63
FEES					
01/08/14		FEE TO FIRST ADVISORS FOR THE PERIOD ENDING 12/31/2013 BASED ON AVERAGE MARKET VALUE 1,141.69 DISCOUNT 456.68	DISBURSEMENT	685.01-	
TOTAL FEES				685.01-	0.00
OTHER DISBURSEMENTS					
01/15/14		DISTRIBUTION BY WIRE PAID TO TOWN OF LAMOINE	DISBURSEMENT	150,000.00-	
TOTAL OTHER DISBURSEMENTS				150,000.00-	0.00
SALES AND MATURITIES					
01/13/14	50,000.000-	06740KCZ8 MATURED 50,000 UNITS BARCLAYS BANK CD 2.6% 01/13/2014	MATURITY	50,000.00	50,000.00-
01/31/14	149,257.040-	MM0000099 NET WITHDRAWAL FIRST ADVISORS MONEY MARKET .25%	NET CASH MGMT	149,257.04	149,257.04-
TOTAL SALES AND MATURITIES				199,257.04	199,257.04-
01/31/14		ENDING BALANCE		0.00	1,171,464.82