

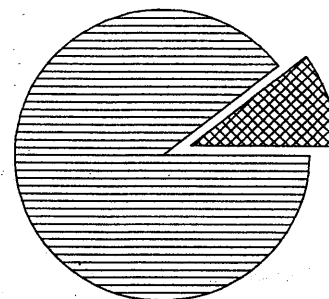


PORTFOLIO SUMMARY

	TAX COST	MARKET VALUE	PERCENT
 CASH AND EQUIVALENTS	125,916.84	125,916.84	10.7%
 FIXED INCOME	1,049,880.00	1,054,347.35	89.3%
TOTAL ASSETS	1,175,796.84	1,180,264.19	100.0%
ACCRUED INCOME OTHER	3,271.87	3,271.87	
TOTAL ACCRUED INCOME	3,271.87	3,271.87	
TOTAL ASSETS & ACCRUALS	1,179,068.71	1,183,536.06	
BEGINNING MARKET VALUE	1,346,036.05		
ENDING MARKET VALUE	1,183,536.06		



ACTIVITY SUMMARY

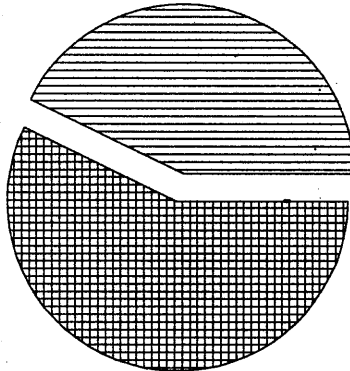
	THIS PERIOD	YEAR TO DATE	REALIZED CAPITAL GAINS / LOSSES	
			THIS PERIOD	YEAR TO DATE
BEGINNING MARKET VALUE	1,342,661.08	1,317,965.06		
DIVIDENDS AND INTEREST	1,580.66	7,272.94		
OTHER RECEIPTS	0.00	400,000.00		
DISBURSEMENTS	165,000.00-	549,388.00-		
FEEs	704.05-	3,294.33-		
NET CASH SALES/PURCHASES	164,123.39	145,409.39		
CHANGE IN MARKET VALUE	162,396.89-	137,700.87-		
ENDING MARKET VALUE	1,180,264.19	1,180,264.19		
			TOTAL GAINS / LOSSES	0.00
				0.00
			INVESTMENT PERFORMANCE	
			THIS PERIOD	YEAR TO DATE
			RATE OF RETURN	
			0.25%	1.14%

ACCOUNT NUMBER: ██████████
STATEMENT PERIOD: MAY 01, 2014 THROUGH MAY 31, 2014

PORTFOLIO DETAIL

DESCRIPTION	MARKET VALUE/ PRICE	TAX COST/ UNREALIZED GAIN/LOSS	EST ANNUAL INCOME/ ACCRUED INC	CURRENT YIELD
CASH AND EQUIVALENTS				
FIRST ADVISORS MONEY MARKET .25%	125,916.84 1.00	125,916.84 0.00	314.79 26.23	0.25
TOTAL CASH AND EQUIVALENTS	125,916.84	125,916.84 0.00	314.79 26.23	0.25

BOND QUALITY SUMMARY



S & P QUALITY RATING	MARKET VALUE	PERCENT
TREASURY / AGENCY	449,787.35	42.7%
NOT RATED	604,560.00	57.3%
Total	1,054,347.35	100.0%

DESCRIPTION	RATING	PAR VALUE	MARKET VALUE/ PRICE	TAX COST/ UNREALIZED GAIN/LOSS	EST ANNUAL INCOME/ ACCRUED INC	CURRENT YIELD
FIXED INCOME						
ALLY BANK UT CD 1.75% 10/08/2014		50,000.00	50,256.00 100.51	50,000.00 256.00	875.00 129.10	1.74
ALLY BANK MIDVALE UTAH CD .75% 10/09/2015		50,000.00	50,059.00 100.12	50,000.00 59.00	375.00 55.21	0.75
AMERICAN EXPRESS CENTURION CD 2.05% 09/12/2018		50,000.00	50,327.50 100.66	50,000.00 327.50	1,025.00 225.61	2.04
BMW BANK NORTH AMERICA UT CD 1.75% 04/13/2017		50,000.00	50,884.50 101.77	50,000.00 884.50	875.00 117.14	1.72
EVERBANK JACKSONVILLE FL CD 1.1% 11/30/2017		50,000.00	50,357.00 100.71	50,000.00 357.00	550.00 2.99	1.09
FFCB 3.55% 09/16/2025	AA+	50,000.00	50,017.00 100.03	49,300.00 717.00	1,775.00 369.79	3.55
FHLB CONS BD 1.16% 07/10/2018-2013	AA+	50,000.00	49,390.50 98.78	49,296.87 93.63	580.00 227.17	1.17
FFCB .7% 04/11/2017	AA+	50,000.00	49,697.50 99.40	49,515.63 181.87	350.00 48.61	0.70

ACCOUNT NUMBER: [REDACTED]
STATEMENT PERIOD: MAY 01, 2014 THROUGH MAY 31, 2014

PORTFOLIO DETAIL (CONTINUED)

DESCRIPTION	RATING	PAR VALUE	MARKET VALUE/ PRICE	TAX COST/ UNREALIZED GAIN/LOSS	EST ANNUAL INCOME/ ACCRUED INC	CURRENT YIELD
FIXED INCOME						
FFCB CONS BD 1.41% 09/06/2017	AA+	50,000.000	50,591.00 101.18	49,730.00 861.00	705.00 166.46	1.39
FHLMC CALL .75% 06/27/2017-2013	AA+	50,000.000	49,516.00 99.03	49,937.50 421.50-	375.00 160.42	0.76
FHLMC 1.375% 04/17/2018-2015	AA+	50,000.000	50,171.00 100.34	49,950.00 221.00	687.50 84.03	1.37
FNMA CALL 1.5% 11/27/2020-2015	AA+	30,000.000	28,563.60 95.21	27,150.00 1,413.60	450.00 5.00	1.58
FNMA CALL 1.2% 06/24/2019-2014	AA+	25,000.000	24,204.25 96.82	25,000.00 795.75-	300.00 130.83	1.24
FNMA 1.05% 02/27/2018-2015	AA+	50,000.000	49,222.00 98.44	50,000.00 778.00-	525.00 137.08	1.07
FNMA CALL 1.75% 09/25/2020-2015	AA+	50,000.000	48,414.50 96.83	50,000.00 1,585.50-	875.00 160.42	1.81
GE MONEY BANK DRAPER UT CD 1.85% 09/09/2016		50,000.000	50,973.00 101.95	50,000.00 973.00	925.00 211.14	1.81
GE MONEY BANK DRAPER UT CD 2% 11/05/2015		50,000.000	50,891.50 101.78	50,000.00 891.50	1,000.00 73.37	1.96
GE MONEY BANK DRAPER UT CD 2.5% 08/22/2016		25,000.000	25,816.25 103.27	25,000.00 816.25	625.00 174.38	2.42
GE CAPITAL FINANCIAL INC CD 2.1% 12/29/2016		25,000.000	25,620.25 102.48	25,000.00 620.25	525.00 222.12	2.05
GOLDMAN SACHS BANK USA NY CD 2.05% 11/30/2016		50,000.000	51,248.00 102.50	50,000.00 1,248.00	1,025.00 5.57	2.00
GOLDMAN SACHS BANK USA NY CD 2.05% 09/26/2019		50,000.000	49,672.00 99.34	50,000.00 328.00-	1,025.00 186.62	2.06
GOLDMAN SACHS BANK NY CD 1.75% 03/06/2020		50,000.000	48,545.00 97.09	50,000.00 1,455.00-	875.00 206.86	1.80
THIRD FED SVGS & LN ASSN CD 1.65% 12/28/2018		50,000.000	49,910.00 99.82	50,000.00 90.00-	825.00 145.72	1.65
TOTAL FIXED INCOME			1,054,347.35	1,049,880.00 4,467.35	17,147.50 3,245.64	1.63
TOTAL ASSETS			1,180,264.19	1,175,796.84 4,467.35	17,462.29 3,271.87	1.48
TOTAL ACCRUED INC			3,271.87	3,271.87		
GRAND TOTAL ASSETS			1,183,536.06	1,179,068.71 4,467.35	17,462.29 3,271.87	1.48

TRANSACTION DETAIL

DATE	QUANTITY	DESCRIPTION	TRANSACTION TYPE	CASH	COST BASIS
05/01/14		BEGINNING BALANCE		0.00	1,339,920.23
DIVIDENDS					
05/01/14		MM0000099 DIVIDEND ON FIRST ADVISORS MONEY MARKET .25% PAYABLE 04/30/2014 EFFECTIVE 04/30/2014	DIVIDEND	78.75	
TOTAL DIVIDENDS				78.75	0.00
INTEREST					
05/05/14		36159AD72 INTEREST ON 50,000 UNITS GE MONEY BANK DRAPER UT CD 2% 11/05/2015 PAYABLE 05/05/2014	INTEREST RCVD	495.88	
05/27/14		3136G06A4 INTEREST ON 30,000 UNITS FNMA CALL 1.5% 11/27/2020-2015 PAYABLE 05/27/2014	INTEREST RCVD	225.00	
05/30/14		29976DPY0 INTEREST ON 50,000 UNITS EVERBANK JACKSONVILLE FL CD 1.1% 11/30/2017 PAYABLE 05/30/2014	INTEREST RCVD	272.74	
05/30/14		38143ACS2 INTEREST ON 50,000 UNITS GOLDMAN SACHS BANK USA NY CD 2.05% 11/30/2016 PAYABLE 05/30/2014	INTEREST RCVD	508.29	
TOTAL INTEREST				1,501.91	0.00
FEES					
05/07/14		FEE TO FIRST ADVISORS FOR THE PERIOD ENDING 04/30/2014 BASED ON AVERAGE MARKET VALUE <u>1,173.41</u> DISCOUNT <u>469.36</u>	DISBURSEMENT	704.05-	
TOTAL FEES				704.05-	0.00
OTHER DISBURSEMENTS					
05/19/14		DISTRIBUTION BY WIRE PAID TO TOWN OF LAMOINE	DISBURSEMENT	165,000.00-	
TOTAL OTHER DISBURSEMENTS				165,000.00-	0.00
SALES AND MATURITIES					
05/31/14	164,123.390-	MM0000099 NET WITHDRAWAL FIRST ADVISORS MONEY MARKET .25%	NET CASH MGMT	164,123.39	164,123.39-
TOTAL SALES AND MATURITIES				164,123.39	164,123.39-
05/31/14		ENDING BALANCE		0.00	1,175,796.84