

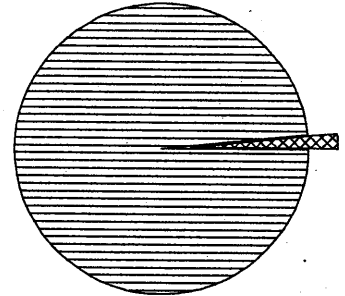


ACCOUNT NUMBER: ██████████
STATEMENT PERIOD: JULY 01, 2013 THROUGH JULY 31, 2013

PORTFOLIO SUMMARY

	TAX COST	MARKET VALUE	PERCENT
 CASH AND EQUIVALENTS	13,979.54	13,979.54	1.7%
 FIXED INCOME	809,234.37	805,602.90	98.3%
TOTAL ASSETS	823,213.91	819,582.44	100.0%
ACCRUED INCOME OTHER	3,450.13	3,450.13	
TOTAL ACCRUED INCOME	3,450.13	3,450.13	
TOTAL ASSETS & ACCRUALS	826,664.04	823,032.57	



BEGINNING MARKET VALUE 1,068,765.76
ENDING MARKET VALUE 823,032.57

ACTIVITY SUMMARY


	THIS PERIOD	YEAR TO DATE	REALIZED CAPITAL GAINS / LOSSES	
			THIS PERIOD	YEAR TO DATE
BEGINNING MARKET VALUE	1,065,366.38	1,062,777.23		
DIVIDENDS AND INTEREST	1,425.21	8,463.04		
OTHER RECEIPTS	0.00	521,000.00		
DISBURSEMENTS	245,612.00-	755,612.00-		
FEES	502.35-	3,883.66-		
NET CASH SALES/PURCHASES	244,689.14	230,032.62		
CHANGE IN MARKET VALUE	245,783.94-	243,194.79-		
ENDING MARKET VALUE	819,582.44	819,582.44		
			TOTAL GAINS / LOSSES	0.00
				0.00
			INVESTMENT PERFORMANCE	
			THIS PERIOD	YEAR TO DATE
			RATE OF RETURN	
			0.03%	0.44-%

ACCOUNT NUMBER: [REDACTED]
STATEMENT PERIOD: JULY 01, 2013 THROUGH JULY 31, 2013

PORTFOLIO DETAIL

DESCRIPTION	MARKET VALUE/PRICE	TAX COST/UNREALIZED GAIN/LOSS	EST ANNUAL INCOME/ACCRUED INC	CURRENT YIELD
CASH AND EQUIVALENTS				
FIRST ADVISORS MONEY MARKET .3%	13,979.54	13,979.54	41.94	0.30
	1.00	0.00	3.50	
TOTAL CASH AND EQUIVALENTS	13,979.54	13,979.54	41.94	0.30
		0.00	3.50	

BOND QUALITY SUMMARY



DESCRIPTION	RATING	PAR VALUE	MARKET VALUE/PRICE	TAX COST/UNREALIZED GAIN/LOSS	EST ANNUAL INCOME/ACCRUED INC	CURRENT YIELD
FIXED INCOME						
ALLY BANK UT CD 1.75% 10/08/2014		50,000.000	50,703.00	50,000.00	875.00	1.73
			101.41	703.00	274.93	
BMW BANK NORTH AMERICA UT CD 1.75% 04/13/2017		50,000.000	50,445.00	50,000.00	875.00	1.73
			100.89	445.00	262.98	
BARCLAYS BANK CD 2.6% 01/13/2014		50,000.000	50,476.50	50,000.00	1,300.00	2.58
			100.95	476.50	67.12	
COMPASS BANK BIRMINGHAM AL CD .8% 08/26/2013		35,000.000	35,008.40	35,000.00	280.00	0.80
			100.02	8.40	122.21	
EVERBANK JACKSONVILLE FL CD 1.1% 11/30/2017		50,000.000	49,671.00	50,000.00	550.00	1.11
			99.34	329.00-	94.16	
FHLB CONS BD 1.16% 07/10/2018-2013	AA+	50,000.000	48,803.00	49,296.87	580.00	1.19
			97.61	493.87-	33.83	
FHLMC CALL .75% 06/27/2017-2013	AA+	50,000.000	49,089.00	49,937.50	375.00	0.76
			98.18	848.50-	35.42	
FNMA CALL 1.2% 06/24/2019-2014	AA+	25,000.000	23,877.50	25,000.00	300.00	1.26
			95.51	1,122.50-	30.83	

PORTFOLIO DETAIL (CONTINUED)

DESCRIPTION	RATING	PAR VALUE	MARKET VALUE/ PRICE	TAX COST/ UNREALIZED GAIN/LOSS	EST ANNUAL INCOME/ ACCRUED INC	CURRENT YIELD
FIXED INCOME						
FNMA 1.05% 02/27/2018-2015	AA+	50,000.000	48,674.00 97.35	50,000.00 1,326.00-	525.00 224.58	1.08
FNMA CALL 1.75% 09/25/2020-2015	AA+	50,000.000	47,876.50 95.75	50,000.00 2,123.50-	875.00 306.25	1.83
GE MONEY BANK DRAPER UT CD 1.85% 09/09/2016		50,000.000	50,688.00 101.38	50,000.00 688.00	925.00 364.47	1.82
GE MONEY BANK DRAPER UT CD 2% 11/05/2015		50,000.000	51,047.50 102.10	50,000.00 1,047.50	1,000.00 239.13	1.96
GE MONEY BANK DRAPER UT CD 2.5% 08/22/2016		25,000.000	25,836.75 103.35	25,000.00 836.75	625.00 279.70	2.42
GE CAPITAL FINANCIAL INC CD 2.1% 12/29/2016		25,000.000	25,482.25 101.93	25,000.00 482.25	525.00 47.34	2.06
GOLDMAN SACHS BANK USA NY CD 2.05% 11/30/2016		50,000.000	50,995.00 101.99	50,000.00 995.00	1,025.00 175.48	2.01
GOLDMAN SACHS BANK USA NY CD 2.05% 09/26/2019		50,000.000	49,015.50 98.03	50,000.00 984.50-	1,025.00 356.52	2.09
GOLDMAN SACHS BANK NY CD 1.75% 03/06/2020		50,000.000	47,795.50 95.59	50,000.00 2,204.50-	875.00 351.90	1.83
WILMINGTON TRUST CO DE CD 1.4% 10/29/2013		50,000.000	50,118.50 100.24	50,000.00 118.50	700.00 179.78	1.40
TOTAL FIXED INCOME			805,602.90	809,234.37 3,631.47-	13,235.00 3,446.63	1.64
TOTAL ASSETS			819,582.44	823,213.91 3,631.47-	13,276.94 3,450.13	1.62
TOTAL ACCRUED INC				3,450.13	3,450.13	
GRAND TOTAL ASSETS			823,032.57	826,664.04 3,631.47-	13,276.94 3,450.13	1.62

TRANSACTION DETAIL

DATE	QUANTITY	DESCRIPTION	TRANSACTION TYPE	CASH	COST BASIS
07/01/13		BEGINNING BALANCE		0.00	1,067,903.05
DIVIDENDS					
07/01/13		MM0000099 DIVIDEND ON FIRST ADVISORS MONEY MARKET .3% PAYABLE 06/30/2013 EFFECTIVE 06/30/2013	DIVIDEND	45.97	
TOTAL DIVIDENDS				45.97	0.00
INTEREST					
07/01/13		36160WJ34 INTEREST ON 25,000 UNITS GE CAPITAL FINANCIAL INC CD 2.1% 12/29/2016 PAYABLE 06/29/2013 EFFECTIVE 06/29/2013	INTEREST RCVD	261.79	
07/10/13		313381NL5 INTEREST ON 50,000 UNITS FHLB CONS BD 1.16% 07/10/2018-2013 PAYABLE 07/10/2013	INTEREST RCVD	290.00	
07/15/13		06740KCZ8 INTEREST ON 50,000 UNITS BARCLAYS BANK CD 2.6% 01/13/2014 PAYABLE 07/13/2013 EFFECTIVE 07/13/2013	INTEREST RCVD	644.66	
07/15/13		20449E2P0 ACCRUED INTEREST RECEIVED 25,000 UNITS COMPASS BANK BIRMINGHAM AL CD .8% 08/26/2013	ACCRUED INT	182.79	
TOTAL INTEREST				1,379.24	0.00
FEES					
07/09/13		FEE TO FIRST ADVISORS FOR THE PERIOD ENDING 06/30/2013 BASED ON AVERAGE MARKET VALUE 837.25 DISCOUNT 334.90	DISBURSEMENT	502.35-	
TOTAL FEES				502.35-	0.00
OTHER DISBURSEMENTS					
07/18/13		DISTRIBUTION BY WIRE PAID TO TOWN OF LAMOINE PER STU'S WRITTEN REQUEST	DISBURSEMENT	160,000.00-	
07/22/13		DISTRIBUTION BY WIRE PAID TO TOWN OF LAMOINE PER STU'S WRITTEN REQUEST - FOR FIRE TRUCK CHASSIS	DISBURSEMENT	85,612.00-	
TOTAL OTHER DISBURSEMENTS				245,612.00-	0.00
SALES AND MATURITIES					
07/15/13	25,000.000-	20449E2P0 SOLD 25,000 UNITS COMPASS BANK BIRMINGHAM AL CD .8% 08/26/2013 ON 07/12/2013 AT 100.00	SELL	25,000.00	25,000.00-
07/31/13	219,689.140-	MM0000099 NET WITHDRAWAL FIRST ADVISORS MONEY MARKET .3%	NET CASH MGMT	219,689.14	219,689.14-
TOTAL SALES AND MATURITIES				244,689.14	244,689.14-
07/31/13		ENDING BALANCE		0.00	823,213.91