

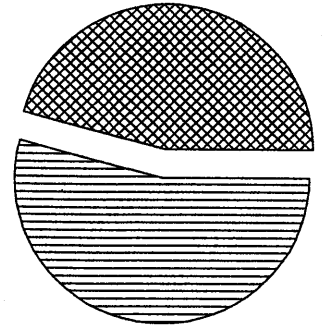


ACCOUNT NUMBER:

STATEMENT PERIOD: SEPTEMBER 01, 2013 THROUGH SEPTEMBER 30, 2013

PORTFOLIO SUMMARY

	TAX COST	MARKET VALUE	PERCENT
 CASH AND EQUIVALENTS	740,946.70	740,946.70	46.0%
 FIXED INCOME	873,964.37	871,015.00	54.0%
TOTAL ASSETS	1,614,911.07	1,611,961.70	100.0%
ACCRUED INCOME OTHER	3,342.63	3,342.63	
TOTAL ACCRUED INCOME	3,342.63	3,342.63	
TOTAL ASSETS & ACCRUALS	1,618,253.70	1,615,304.33	
BEGINNING MARKET VALUE	1,221,886.99		
ENDING MARKET VALUE	1,615,304.33		



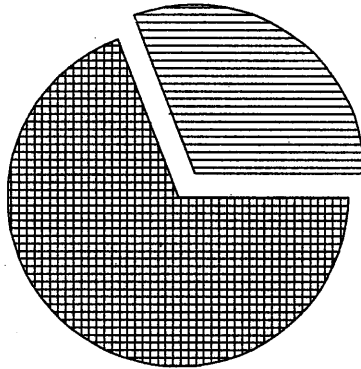
ACTIVITY SUMMARY

	THIS PERIOD	YEAR TO DATE	REALIZED CAPITAL GAINS / LOSSES	
			THIS PERIOD	YEAR TO DATE
BEGINNING MARKET VALUE	1,217,934.45	1,062,777.23		
DIVIDENDS AND INTEREST	1,896.45	11,110.03		
OTHER RECEIPTS	390,000.00	1,311,000.00		
DISBURSEMENTS	0.00	755,612.00-		
FEEs	467.20-	4,833.49-		
NET CASH SALES/PURCHASES	391,429.25-	561,664.54-		
CHANGE IN MARKET VALUE	394,027.25	549,184.47		
ENDING MARKET VALUE	1,611,961.70	1,611,961.70		
			INVESTMENT PERFORMANCE	
			THIS PERIOD	YEAR TO DATE
RATE OF RETURN			0.37%	0.13-%

PORTFOLIO DETAIL

DESCRIPTION	MARKET VALUE/ PRICE	TAX COST/ UNREALIZED GAIN/LOSS	EST ANNUAL INCOME/ ACCRUED INC	CURRENT YIELD
CASH AND EQUIVALENTS				
FIRST ADVISORS MONEY MARKET .3%	740,946.70	740,946.70	2,222.84	0.30
	1.00	0.00	185.24	
TOTAL CASH AND EQUIVALENTS	740,946.70	740,946.70	2,222.84	0.30
		0.00	185.24	

BOND QUALITY SUMMARY



S & P QUALITY RATING	MARKET VALUE	PERCENT
TREASURY / AGENCY	268,795.75	30.9%
NOT RATED	602,219.25	69.1%
Total	871,015.00	100.0%

DESCRIPTION	RATING	PAR VALUE	MARKET VALUE/ PRICE	TAX COST/ UNREALIZED GAIN/LOSS	EST ANNUAL INCOME/ ACCRUED INC	CURRENT YIELD
FIXED INCOME						
ALLY BANK UT CD 1.75% 10/08/2014		50,000.000	50,624.00	50,000.00	875.00	1.73
			101.25	624.00	420.77	
AMERICAN EXPRESS CENTURION CD 2.05% 09/12/2018		50,000.000	49,674.00	50,000.00	1,025.00	2.06
			99.35	326.00-	53.80	
BMW BANK NORTH AMERICA UT CD 1.75% 04/13/2017		50,000.000	50,490.00	50,000.00	875.00	1.73
			100.98	490.00	408.81	
BARCLAYS BANK CD 2.6% 01/13/2014		50,000.000	50,306.50	50,000.00	1,300.00	2.58
			100.61	306.50	282.61	
EVERBANK JACKSONVILLE FL CD 1.1% 11/30/2017		50,000.000	49,784.00	50,000.00	550.00	1.10
			99.57	216.00-	185.33	
FHLB CONS BD 1.16% 07/10/2018-2013	AA+	50,000.000	48,872.00	49,296.87	580.00	1.19
			97.74	424.87-	130.50	
FFCB CONS BD 1.41% 09/06/2017	AA+	50,000.000	50,144.00	49,730.00	705.00	1.41
			100.29	414.00	48.96	
FHLMC CALL .75% 06/27/2017-2013	AA+	50,000.000	49,190.00	49,937.50	375.00	0.76
			98.38	747.50-	97.92	

PORTFOLIO DETAIL (CONTINUED)

DESCRIPTION	RATING	PAR VALUE	MARKET VALUE/ PRICE	TAX COST/ UNREALIZED GAIN/LOSS	EST ANNUAL INCOME/ ACCRUED INC	CURRENT YIELD
FIXED INCOME						
FNMA CALL 1.2% 06/24/2019-2014	AA+	25,000.000	23,949.25 95.80	25,000.00 1,050.75-	300.00 80.83	1.25
FNMA 1.05% 02/27/2018-2015	AA+	50,000.000	48,792.50 97.59	50,000.00 1,207.50-	525.00 49.58	1.08
FNMA CALL 1.75% 09/25/2020-2015	AA+	50,000.000	47,848.00 95.70	50,000.00 2,152.00-	875.00 14.58	1.83
GE MONEY BANK DRAPER UT CD 1.85% 09/09/2016		50,000.000	50,748.50 101.50	50,000.00 748.50	925.00 56.22	1.82
GE MONEY BANK DRAPER UT CD 2% 11/05/2015		50,000.000	51,043.50 102.09	50,000.00 1,043.50	1,000.00 404.89	1.96
GE MONEY BANK DRAPER UT CD 2.5% 08/22/2016		25,000.000	25,842.25 103.37	25,000.00 842.25	625.00 71.33	2.42
GE CAPITAL FINANCIAL INC CD 2.1% 12/29/2016		25,000.000	25,513.00 102.05	25,000.00 513.00	525.00 134.84	2.06
GOLDMAN SACHS BANK USA NY CD 2.05% 11/30/2016		50,000.000	51,052.00 102.10	50,000.00 1,052.00	1,025.00 345.38	2.01
GOLDMAN SACHS BANK USA NY CD 2.05% 09/26/2019		50,000.000	49,176.50 98.35	50,000.00 823.50-	1,025.00 14.16	2.08
GOLDMAN SACHS BANK NY CD 1.75% 03/06/2020		50,000.000	47,929.00 95.86	50,000.00 2,071.00-	875.00 60.43	1.83
WILMINGTON TRUST CO DE CD 1.4% 10/29/2013		50,000.000	50,036.00 100.07	50,000.00 36.00	700.00 296.45	1.40
TOTAL FIXED INCOME			871,015.00	873,964.37 2,949.37-	14,685.00 3,157.39	1.69
TOTAL ASSETS			1,611,961.70	1,614,911.07 2,949.37-	16,907.84 3,342.63	1.05
TOTAL ACCRUED INC			3,342.63	3,342.63		
GRAND TOTAL ASSETS			1,615,304.33	1,618,253.70 2,949.37-	16,907.84 3,342.63	1.05

TRANSACTION DETAIL

DATE	QUANTITY	DESCRIPTION	TRANSACTION TYPE	CASH	COST BASIS
09/01/13		BEGINNING BALANCE		0.00	1,223,481.82
DIVIDENDS					
09/03/13		MM0000099 DIVIDEND ON FIRST ADVISORS MONEY MARKET .3% PAYABLE 08/31/2013 EFFECTIVE 08/31/2013	DIVIDEND	34.84	
TOTAL DIVIDENDS				34.84	0.00
INTEREST					
09/06/13		38147JAS1 INTEREST ON 50,000 UNITS GOLDMAN SACHS BANK NY CD 1.75% 03/06/2020 PAYABLE 09/06/2013 36159A6D7	INTEREST RCVD	441.10	
09/09/13		INTEREST ON 50,000 UNITS GE MONEY BANK DRAPER UT CD 1.85% 09/09/2016 PAYABLE 09/09/2013 3136G1HY8	INTEREST RCVD	466.31	
09/25/13		INTEREST ON 50,000 UNITS FNMA CALL 1.75% 09/25/2020-2015 PAYABLE 09/25/2013 38143AG74	INTEREST RCVD	437.50	
09/26/13		INTEREST ON 50,000 UNITS GOLDMAN SACHS BANK USA NY CD 2.05% 09/26/2019 PAYABLE 09/26/2013	INTEREST RCVD	516.70	
TOTAL INTEREST				1,861.61	0.00
OTHER RECEIPTS					
09/13/13		RECEIVED FROM TOWN OF LAMOINE FIRST CHECKING PER STU MARCKOON'S REQUEST	CASH RCVD	390,000.00	
TOTAL OTHER RECEIPTS				390,000.00	0.00
PURCHASES					
09/06/13	50,000.000	3133ECZ31 PURCHASED 50,000 UNITS FFCB CONS BD 1.41% 09/06/2017 ON 09/05/2013 AT 99.46 THRU FIRST TENNESSEE BANK NA 02587DTH1	BUY	49,730.00-	49,730.00
09/12/13	50,000.000	PURCHASED 50,000 UNITS AMERICAN EXPRESS CENTURION CD 2.05% 09/12/2018 ON 09/04/2013 AT 100.00 THRU UBS FINANCIAL SERVICES MM0000099	BUY	50,000.00-	50,000.00
09/30/13	291,699.250	NET DEPOSIT FIRST ADVISORS MONEY MARKET .3%	NET CASH MGMT	291,699.25-	291,699.25
TOTAL PURCHASES				391,429.25-	391,429.25
FEES					
09/10/13		FEE TO FIRST ADVISORS FOR THE PERIOD ENDING 08/31/2013 BASED ON AVERAGE MARKET VALUE _____ 778.67 DISCOUNT _____ 311.47	DISBURSEMENT	467.20-	
TOTAL FEES				467.20-	0.00
09/30/13		ENDING BALANCE		0.00	1,614,911.07