

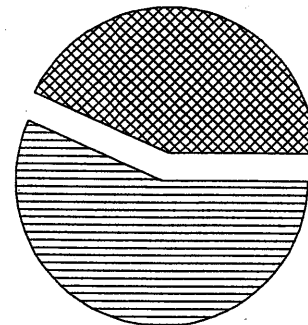


PORTFOLIO SUMMARY

	TAX COST	MARKET VALUE	PERCENT
 CASH AND EQUIVALENTS	666,599.36	666,599.36	43.3%
 FIXED INCOME	873,964.37	872,671.00	56.7%
TOTAL ASSETS	1,540,563.73	1,539,270.36	100.0%
ACCRUED INCOME OTHER	3,330.78	3,330.78	
TOTAL ACCRUED INCOME	3,330.78	3,330.78	
TOTAL ASSETS & ACCRUALS	1,543,894.51	1,542,601.14	
BEGINNING MARKET VALUE	1,615,304.33		
ENDING MARKET VALUE	1,542,601.14		




ACTIVITY SUMMARY

	THIS PERIOD	YEAR TO DATE	REALIZED CAPITAL GAINS / LOSSES	
			THIS PERIOD	YEAR TO DATE
BEGINNING MARKET VALUE	1,611,961.70	1,062,777.23		
DIVIDENDS AND INTEREST	1,378.94	12,488.97		
OTHER RECEIPTS	0.00	1,311,000.00		
DISBURSEMENTS	75,000.00-	830,612.00-	TOTAL GAINS / LOSSES	0.00
FEEs	726.28-	5,559.77-		
NET CASH SALES/PURCHASES	74,347.34	487,317.20-		
CHANGE IN MARKET VALUE	72,691.34-	476,493.13		
ENDING MARKET VALUE	1,539,270.36	1,539,270.36		
			INVESTMENT PERFORMANCE	
			THIS PERIOD	YEAR TO DATE
			RATE OF RETURN	
			0.19%	0.16%

PORTFOLIO DETAIL

DESCRIPTION	MARKET VALUE/ PRICE	TAX COST/ UNREALIZED GAIN/LOSS	EST ANNUAL INCOME/ ACCRUED INC	CURRENT YIELD
CASH AND EQUIVALENTS				
FIRST ADVISORS MONEY MARKET .25%	666,599.36	666,599.36	1,666.50	0.25
	1.00	0.00	138.88	
TOTAL CASH AND EQUIVALENTS	666,599.36	666,599.36	1,666.50	0.25
		0.00	138.88	

BOND QUALITY SUMMARY



DESCRIPTION	RATING	PAR VALUE	MARKET VALUE/ PRICE	TAX COST/ UNREALIZED GAIN/LOSS	EST ANNUAL INCOME/ ACCRUED INC	CURRENT YIELD
FIXED INCOME						
ALLY BANK UT CD 1.75% 10/08/2014		50,000.00	50,580.00	50,000.00	875.00	1.73
			101.16	580.00	57.69	
ALLY BANK MIDVALE UTAH CD .75% 10/09/2015		50,000.00	49,842.50	50,000.00	375.00	0.75
			99.69	157.50-	23.96	
AMERICAN EXPRESS CENTURION CD 2.05% 09/12/2018		50,000.00	49,756.50	50,000.00	1,025.00	2.06
			99.51	243.50-	141.57	
BMW BANK NORTH AMERICA UT CD 1.75% 04/13/2017		50,000.00	50,534.50	50,000.00	875.00	1.73
			101.07	534.50	45.67	
BARCLAYS BANK CD 2.6% 01/13/2014		50,000.00	50,207.50	50,000.00	1,300.00	2.59
			100.42	207.50	392.12	
EVERBANK JACKSONVILLE FL CD 1.1% 11/30/2017		50,000.00	49,855.50	50,000.00	550.00	1.10
			99.71	144.50-	231.66	
FHLB CONS BD 1.16% 07/10/2018-2013	AA+	50,000.00	49,171.50	49,296.87	580.00	1.18
			98.34	125.37-	178.83	
FFCB CONS BD 1.41% 09/06/2017	AA+	50,000.00	50,448.50	49,730.00	705.00	1.40
			100.90	718.50	107.71	

ACCOUNT NUMBER: [REDACTED]
STATEMENT PERIOD: OCTOBER 01, 2013 THROUGH OCTOBER 31, 2013

PORTFOLIO DETAIL (CONTINUED)

DESCRIPTION	RATING	PAR VALUE	MARKET VALUE/ PRICE	TAX COST/ UNREALIZED GAIN/LOSS	EST ANNUAL INCOME/ ACCRUED INC	CURRENT YIELD
FIXED INCOME						
FHLMC CALL .75% 06/27/2017-2013	AA+	50,000.000	49,476.50 98.95	49,937.50 461.00-	375.00 129.17	0.76
FNMA CALL 1.2% 06/24/2019-2014	AA+	25,000.000	24,122.75 96.49	25,000.00 877.25-	300.00 105.83	1.24
FNMA 1.05% 02/27/2018-2015	AA+	50,000.000	49,066.00 98.13	50,000.00 934.00-	525.00 93.33	1.07
FNMA CALL 1.75% 09/25/2020-2015	AA+	50,000.000	48,124.50 96.25	50,000.00 1,875.50-	875.00 87.50	1.82
GE MONEY BANK DRAPER UT CD 1.85% 09/09/2016		50,000.000	50,773.50 101.55	50,000.00 773.50	925.00 135.43	1.82
GE MONEY BANK DRAPER UT CD 2% 11/05/2015		50,000.000	51,030.50 102.06	50,000.00 1,030.50	1,000.00 489.13	1.96
GE MONEY BANK DRAPER UT CD 2.5% 08/22/2016		25,000.000	25,840.00 103.36	25,000.00 840.00	625.00 123.98	2.42
GE CAPITAL FINANCIAL INC CD 2.1% 12/29/2016		25,000.000	25,525.25 102.10	25,000.00 525.25	525.00 179.30	2.06
GOLDMAN SACHS BANK USA NY CD 2.05% 11/30/2016		50,000.000	51,074.00 102.15	50,000.00 1,074.00	1,025.00 431.73	2.01
GOLDMAN SACHS BANK USA NY CD 2.05% 09/26/2019		50,000.000	49,245.00 98.49	50,000.00 755.00-	1,025.00 101.93	2.08
GOLDMAN SACHS BANK NY CD 1.75% 03/06/2020		50,000.000	47,996.50 95.99	50,000.00 2,003.50-	875.00 135.36	1.82
TOTAL FIXED INCOME			872,671.00	873,964.37 1,293.37-	14,360.00 3,191.90	1.65
TOTAL ASSETS			1,539,270.36	1,540,563.73 1,293.37-	16,026.50 3,330.78	1.04
TOTAL ACCRUED INC			3,330.78	3,330.78		
GRAND TOTAL ASSETS			1,542,601.14	1,543,894.51 1,293.37-	16,026.50 3,330.78	1.04

TRANSACTION DETAIL

DATE	QUANTITY	DESCRIPTION	TRANSACTION TYPE	CASH	COST BASIS
10/01/13		BEGINNING BALANCE		0.00	1,614,911.07
DIVIDENDS					
10/01/13		MM0000099 DIVIDEND ON FIRST ADVISORS MONEY MARKET .25% PAYABLE 09/30/2013 EFFECTIVE 09/30/2013	DIVIDEND	150.59	
TOTAL DIVIDENDS				150.59	0.00
INTEREST					
10/08/13		02004MU84 INTEREST ON 50,000 UNITS ALLY BANK UT CD 1.75% 10/08/2014 PAYABLE 10/08/2013	INTEREST RCVD	438.70	
10/15/13		05568PV95 INTEREST ON 50,000 UNITS BMW BANK NORTH AMERICA UT CD 1.75% 04/13/2017 PAYABLE 10/13/2013 EFFECTIVE 10/13/2013	INTEREST RCVD	438.70	
10/29/13		971804TL3 INTEREST ON 50,000 UNITS WILMINGTON TRUST CO DE CD 1.4% 10/29/2013 PAYABLE 10/29/2013	INTEREST RCVD	350.95	
TOTAL INTEREST				1,228.35	0.00
PURCHASES					
10/09/13	50,000.000	02006LBB8 PURCHASED 50,000 UNITS ALLY BANK MIDVALE UTAH CD .75% 10/09/2015 ON 10/02/2013 AT 100.00 THRU UBS FINANCIAL SERVICES	BUY	50,000.00-	50,000.00
TOTAL PURCHASES				50,000.00-	50,000.00
FEES					
10/07/13		FEE TO FIRST ADVISORS FOR THE PERIOD ENDING 09/30/2013 BASED ON AVERAGE MARKET VALUE 1,210.47 DISCOUNT 484.19	DISBURSEMENT	726.28-	
TOTAL FEES				726.28-	0.00
OTHER DISBURSEMENTS					
10/11/13		DISTRIBUTION BY WIRE PAID TO TOWN OF LAMOINE TRANSFER TO THE FIRST N.A. CHECKING ACCT PER CUSTOMER REQUEST	DISBURSEMENT	75,000.00-	
TOTAL OTHER DISBURSEMENTS				75,000.00-	0.00
SALES AND MATURITIES					
10/29/13	50,000.000-	971804TL3 MATURED 50,000 UNITS WILMINGTON TRUST CO DE CD 1.4% 10/29/2013	MATURITY	50,000.00	50,000.00-
10/31/13	74,347.340-	MM0000099 NET WITHDRAWAL FIRST ADVISORS MONEY MARKET .25%	NET CASH MGMT	74,347.34	74,347.34-
TOTAL SALES AND MATURITIES				124,347.34	124,347.34-
10/31/13		ENDING BALANCE		0.00	1,540,563.73