

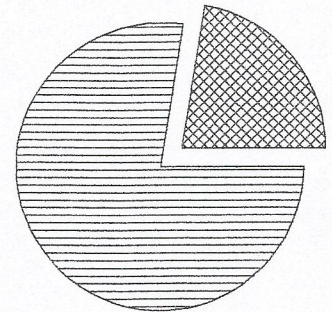


ACCOUNT NUMBER: XXXXXXXXXX  
STATEMENT PERIOD: JANUARY 01, 2015 THROUGH JANUARY 31, 2015

**PORTFOLIO SUMMARY**

	TAX COST	MARKET VALUE	PERCENT
 CASH AND EQUIVALENTS	290,738.33	290,738.33	22.4%
 FIXED INCOME	999,612.50	1,005,879.15	77.6%
<b>TOTAL ASSETS</b>	<b>1,290,350.83</b>	<b>1,296,617.48</b>	<b>100.0%</b>
ACCRUED INCOME OTHER	4,509.13	4,509.13	
<b>TOTAL ACCRUED INCOME</b>	<b>4,509.13</b>	<b>4,509.13</b>	
<b>TOTAL ASSETS &amp; ACCRUALS</b>	<b>1,294,859.96</b>	<b>1,301,126.61</b>	
BEGINNING MARKET VALUE	1,468,713.72		
ENDING MARKET VALUE	1,301,126.61		



**ACTIVITY SUMMARY**

	THIS PERIOD	YEAR TO DATE	REALIZED CAPITAL GAINS / LOSSES	
			THIS PERIOD	YEAR TO DATE
BEGINNING MARKET VALUE	1,464,897.53	1,464,897.53		
DIVIDENDS AND INTEREST	784.96	784.96		
DISBURSEMENTS	175,000.00-	175,000.00-		
FEES	761.36-	761.36-		
NET CASH SALES/PURCHASES	174,976.40	174,976.40		
CHANGE IN MARKET VALUE	168,280.05-	168,280.05-		
ENDING MARKET VALUE	1,296,617.48	1,296,617.48		
			<b>TOTAL GAINS / LOSSES</b>	<b>0.00</b>
				<b>0.00</b>
			INVESTMENT PERFORMANCE	
			THIS PERIOD	YEAR TO DATE
			<b>RATE OF RETURN</b>	<b>0.51%</b>
				<b>0.51%</b>