

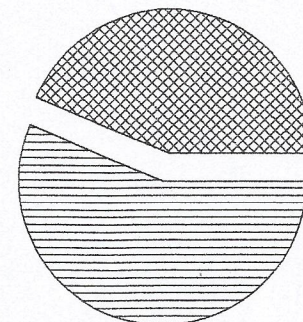


ACCOUNT NUMBER: _____

STATEMENT PERIOD: FEBRUARY 01, 2015 THROUGH FEBRUARY 28, 2015

PORTFOLIO SUMMARY

	TAX COST	MARKET VALUE	PERCENT
 CASH AND EQUIVALENTS	740,800.57	740,800.57	43.7%
 FIXED INCOME	949,862.50	954,485.50	56.3%
TOTAL ASSETS	1,690,663.07	1,695,286.07	100.0%
ACCRUED INCOME OTHER	5,145.53	5,145.53	
TOTAL ACCRUED INCOME	5,145.53	5,145.53	
TOTAL ASSETS & ACCRUALS	1,695,808.60	1,700,431.60	



BEGINNING MARKET VALUE 1,301,126.61
ENDING MARKET VALUE 1,700,431.60

ACTIVITY SUMMARY

	THIS PERIOD	YEAR TO DATE	REALIZED CAPITAL GAINS / LOSSES	
			THIS PERIOD	YEAR TO DATE
BEGINNING MARKET VALUE	1,296,617.48	1,464,897.53		
DIVIDENDS AND INTEREST	725.64	1,510.60		
OTHER RECEIPTS	400,000.00	400,000.00	SHORT TERM	250.00
DISBURSEMENTS	0.00	175,000.00		250.00
FEES	663.40	1,424.76	TOTAL GAINS / LOSSES	250.00
NET CASH SALES/PURCHASES	400,062.24	225,085.84		
CHANGE IN MARKET VALUE	398,668.59	230,388.54		
ENDING MARKET VALUE	1,695,286.07	1,695,286.07		

	THIS PERIOD	YEAR TO DATE
RATE OF RETURN	0.05-%	0.47%