

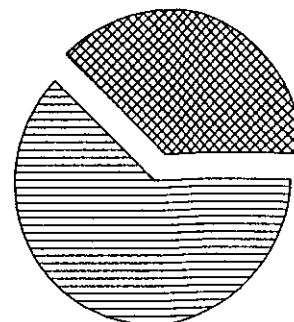


ACCOUNT NUMBER:

STATEMENT PERIOD: JUNE 01, 2015 THROUGH JUNE 30, 2015

PORTFOLIO SUMMARY

	TAX COST	MARKET VALUE	PERCENT
 CASH AND EQUIVALENTS	644,945.74	644,945.74	37.9%
 FIXED INCOME	1,049,800.00	1,056,479.45	62.1%
TOTAL ASSETS	1,694,745.74	1,701,425.19	100.0%
ACCRUED INCOME OTHER	3,839.70	3,839.70	
TOTAL ACCRUED INCOME	3,839.70	3,839.70	
TOTAL ASSETS & ACCRUALS	1,698,585.44	1,705,264.89	



BEGINNING MARKET VALUE 1,708,933.37
 ENDING MARKET VALUE 1,705,264.89

ACTIVITY SUMMARY

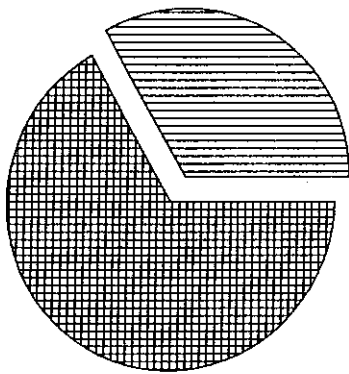
	THIS PERIOD	YEAR TO DATE	REALIZED CAPITAL GAINS / LOSSES	
			THIS PERIOD	YEAR TO DATE
BEGINNING MARKET VALUE	1,705,831.32	1,464,897.53		
DIVIDENDS AND INTEREST	1,581.46	8,814.98		
OTHER RECEIPTS	0.00	400,000.00	SHORT TERM	0.00
DISBURSEMENTS	0.00	175,000.00-	TOTAL GAINS / LOSSES	0.00
FEES	851.84-	4,646.47-		
NET CASH SALES/PURCHASES	729.62-	229,168.51-		
CHANGE IN MARKET VALUE	4,406.13-	236,527.66		
ENDING MARKET VALUE	1,701,425.19	1,701,425.19		
			INVESTMENT PERFORMANCE	
			THIS PERIOD	YEAR TO DATE
			RATE OF RETURN	0.21-%
				1.10%

ACCOUNT NUMBER:
 STATEMENT PERIOD: JUNE 01, 2015 THROUGH JUNE 30, 2015

PORTFOLIO DETAIL

DESCRIPTION	MARKET VALUE/PRICE	TAX COST/UNREALIZED GAIN/LOSS	EST ANNUAL INCOME/ACCRUED INC	CURRENT YIELD
CASH AND EQUIVALENTS				
FIRST ADVISORS MONEY MARKET .25%	644,945.74 1.00	644,945.74 0.00	1,612.36 134.36	0.25
TOTAL CASH AND EQUIVALENTS	644,945.74	644,945.74 0.00	1,612.36 134.36	0.25

BOND QUALITY SUMMARY



S & P QUALITY RATING	MARKET VALUE	PERCENT
TREASURY / AGENCY	351,794.20	33.3%
NOT RATED	704,685.25	66.7%
Total	1,056,479.45	100.0%

DESCRIPTION	RATING	PAR VALUE	MARKET VALUE/PRICE	TAX COST/UNREALIZED GAIN/LOSS	EST ANNUAL INCOME/ACCRUED INC	CURRENT YIELD
FIXED INCOME						
ALLY BANK MIDVALE UT CD 1% 10/11/2016		50,000.000	50,186.50 100.37	50,000.00 186.50	500.00 113.39	1.00
AMERICAN EXPRESS CENTURION CD 2.05% 09/12/2018		50,000.000	50,631.50 101.26	50,000.00 631.50	1,025.00 309.17	2.02
AMERICAN EXPRESS CENTURION CD 2% 11/28/2018		50,000.000	50,483.50 100.97	50,000.00 483.50	1,000.00 92.39	1.98
BMW BANK NORTH AMERICA UT CD 1.75% 04/13/2017		50,000.000	50,839.00 101.68	50,000.00 839.00	875.00 188.87	1.72
DISCOVER BANK CD .5% 10/08/2015		50,000.000	50,030.00 100.06	50,000.00 30.00	250.00	0.50
EVERBANK JACKSONVILLE FL CD 1.1% 11/30/2017		50,000.000	50,545.00 101.09	50,000.00 545.00	550.00 47.83	1.09
FHLB CONS BD 1.16% 07/10/2018	AA+	50,000.000	49,749.50 99.50	49,296.87 452.63	580.00 275.50	1.17
FFCB .7% 04/11/2017	AA+	50,000.000	49,858.00 99.72	49,515.63 342.37	350.00 77.78	0.70

ACCOUNT NUMBER:

STATEMENT PERIOD: JUNE 01, 2015 THROUGH JUNE 30, 2015

PORTFOLIO DETAIL (CONTINUED)

DESCRIPTION	RATING	PAR VALUE	MARKET VALUE/ PRICE	TAX COST/ UNREALIZED GAIN/LOSS	EST ANNUAL INCOME/ ACCRUED INC	CURRENT YIELD
FIXED INCOME						
FFCB 2.18% 09/20/2021	AA+	50,000.000	49,533.50 99.07	49,937.50 404.00-	1,090.00 305.81	2.20
FNMA 2.1% 11/23/2021	AA+	50,000.000	48,932.50 97.87	48,900.00 32.50	1,050.00 110.83	2.15
FNMA CALL 1.5% 11/27/2020-2015	AA+	30,000.000	29,266.20 97.55	27,150.00 2,116.20	450.00 42.50	1.54
FNMA CALL 1.2% 06/24/2019	AA+	25,000.000	24,650.50 98.60	25,000.00 349.50-	300.00 5.83	1.22
FNMA 1.05% 02/27/2018	AA+	50,000.000	50,026.00 100.05	50,000.00 26.00	525.00 180.83	1.05
FNMA CALL 1.75% 09/25/2020	AA+	50,000.000	49,778.00 99.56	50,000.00 222.00-	875.00 233.33	1.76
GE MONEY BANK DRAPER UT CD 1.85% 09/09/2016		50,000.000	50,715.50 101.43	50,000.00 715.50	925.00 286.55	1.82
GE MONEY BANK DRAPER UT CD 2.5% 08/22/2016		25,000.000	25,516.75 102.07	25,000.00 516.75	625.00 226.17	2.45
GE CAPITAL FINANCIAL INC CD 2.1% 12/29/2016		25,000.000	25,496.50 101.99	25,000.00 496.50	525.00 2.87	2.06
GOLDMAN SACHS BANK USA USA NY CD 2.05% 11/30/2016		50,000.000	50,927.50 101.86	50,000.00 927.50	1,025.00 89.13	2.01
GOLDMAN SACHS BANK USA USA NY CD 2.05% 09/26/2019		50,000.000	50,091.50 100.18	50,000.00 91.50	1,025.00 270.18	2.05
GOLDMAN SACHS BANK USA NY CD 1.75% 03/06/2020		50,000.000	49,138.00 98.28	50,000.00 862.00-	875.00 278.19	1.78
JP MORGAN CHASE BANK CD 2% 03/19/2020		50,000.000	49,648.50 99.30	50,000.00 351.50-	1,000.00 32.79	2.01
SALLIE MAE BANK SALT LAKE CITY UT CD 2.1% 09/10/2019		50,000.000	50,061.00 100.12	50,000.00 61.00	1,050.00 322.42	2.10
THIRD FED SVGS & LN ASSN CD 1.65% 12/28/2018		50,000.000	50,374.50 100.75	50,000.00 374.50	825.00 212.98	1.64
TOTAL FIXED INCOME			1,056,479.45	1,049,800.00 6,679.45	17,295.00 3,705.34	1.64
TOTAL ASSETS			1,701,425.19	1,694,745.74 6,679.45	18,907.36 3,839.70	1.11
TOTAL ACCRUED INC				3,839.70	3,839.70	
GRAND TOTAL ASSETS			1,705,264.89	1,698,585.44 6,679.45	18,907.36 3,839.70	1.11

ACCOUNT NUMBER:
STATEMENT PERIOD: JUNE 01, 2015 THROUGH JUNE 30, 2015

Performance You Can Trust

TRANSACTION DETAIL

DATE	QUANTITY	DESCRIPTION	TRANSACTION TYPE	CASH	COST BASIS
06/01/15		BEGINNING BALANCE		0.00	1,694,016.12
DIVIDENDS					
06/02/15		MM0000099 DIVIDEND ON FIRST ADVISORS MONEY MARKET .25% PAYABLE 06/01/2015 EFFECTIVE 06/01/2015	DIVIDEND	136.60	
TOTAL DIVIDENDS				136.60	0.00
INTEREST					
06/01/15		29976DPY0 INTEREST ON 50,000 UNITS EVERBANK JACKSONVILLE FL CD 1.1% 11/30/2017 PAYABLE 05/30/2015 EFFECTIVE 05/30/2015	INTEREST RCVD	272.74	
06/01/15		38143ACS2 INTEREST ON 50,000 UNITS GOLDMAN SACHS BANK USA NY CD 2.05% 11/30/2016 PAYABLE 05/30/2015 EFFECTIVE 05/30/2015	INTEREST RCVD	508.28	
06/19/15		48125T3G8 INTEREST ON 50,000 UNITS JP MORGAN CHASE BANK CD 2% 03/19/2020 PAYABLE 06/19/2015	INTEREST RCVD	252.05	
06/24/15		3136G14U0 INTEREST ON 25,000 UNITS FNMA CALL 1.2% 06/24/2019 PAYABLE 06/24/2015	INTEREST RCVD	150.00	
06/29/15		36160WJ34 INTEREST ON 25,000 UNITS GE CAPITAL FINANCIAL INC CD 2.1% 12/29/2016 PAYABLE 06/29/2015	INTEREST RCVD	261.79	
TOTAL INTEREST				1,444.86	0.00
PURCHASES					
06/30/15	729.620	MM0000099 NET DEPOSIT FIRST ADVISORS MONEY MARKET .25%	NET CASH MGMT	729.62-	729.62
TOTAL PURCHASES				729.62-	729.62
FEES					
06/08/15		FEE TO FIRST ADVISORS FOR THE PERIOD ENDING 05/31/2015 BASED ON AVERAGE MARKET VALUE 1,419.74 DISCOUNT 567.90	DISBURSEMENT	851.84-	
TOTAL FEES				851.84-	0.00
06/30/15		ENDING BALANCE		0.00	1,694,745.74