

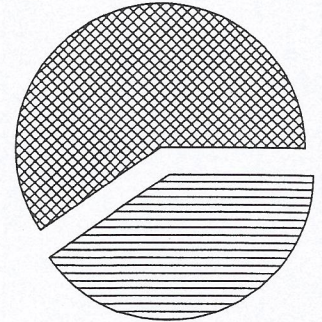


ACCOUNT NUMBER: ██████████

STATEMENT PERIOD: SEPTEMBER 01, 2014 THROUGH SEPTEMBER 30, 2014

**PORTFOLIO SUMMARY**

	TAX COST	MARKET VALUE	PERCENT
 CASH AND EQUIVALENTS	1,119,565.92	1,119,565.92	59.8%
 FIXED INCOME	750,962.50	751,146.80	40.2%
<b>TOTAL ASSETS</b>	<b>1,870,528.42</b>	<b>1,870,712.72</b>	<b>100.0%</b>
ACCRUED INCOME OTHER	2,227.06	2,227.06	
<b>TOTAL ACCRUED INCOME</b>	<b>2,227.06</b>	<b>2,227.06</b>	
<b>TOTAL ASSETS &amp; ACCRUALS</b>	<b>1,872,755.48</b>	<b>1,872,939.78</b>	
BEGINNING MARKET VALUE	1,524,160.18		
ENDING MARKET VALUE	1,872,939.78		



**ACTIVITY SUMMARY**

	THIS PERIOD	YEAR TO DATE	REALIZED CAPITAL GAINS / LOSSES	
			THIS PERIOD	YEAR TO DATE
BEGINNING MARKET VALUE	1,520,217.26	1,317,965.06		
DIVIDENDS AND INTEREST	2,814.00	13,096.94		
OTHER RECEIPTS	351,000.00	1,551,000.00		
DISBURSEMENTS	0.00	1,009,388.00	LONG TERM	0.00
FEEs	398.59	5,294.25	SHORT TERM	0.00
NET CASH SALES/PURCHASES	353,415.41	549,414.69	<b>TOTAL GAINS / LOSSES</b>	<b>0.00</b>
CHANGE IN MARKET VALUE	350,495.46	552,747.66		<b>92.50</b>
ENDING MARKET VALUE	1,870,712.72	1,870,712.72	<b>INVESTMENT PERFORMANCE</b>	
			THIS PERIOD	YEAR TO DATE
			RATE OF RETURN	0.01-%
				1.25%