

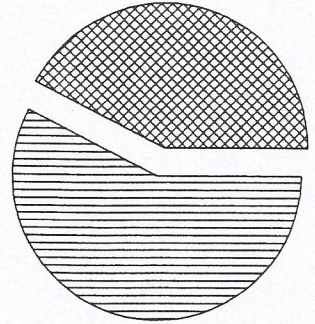


ACCOUNT NUMBER:

STATEMENT PERIOD: NOVEMBER 01, 2014 THROUGH NOVEMBER 30, 2014

PORTFOLIO SUMMARY

	TAX COST	MARKET VALUE	PERCENT
 CASH AND EQUIVALENTS	704,191.04	704,191.04	42.5%
 FIXED INCOME	950,712.50	954,187.15	57.5%
TOTAL ASSETS	1,654,903.54	1,658,378.19	100.0%
ACCRUED INCOME OTHER	2,860.89	2,860.89	
TOTAL ACCRUED INCOME	2,860.89	2,860.89	
TOTAL ASSETS & ACCRUALS	1,657,764.43	1,661,239.08	



BEGINNING MARKET VALUE 1,800,064.23
ENDING MARKET VALUE 1,661,239.08

ACTIVITY SUMMARY

	THIS PERIOD	YEAR TO DATE	REALIZED CAPITAL GAINS / LOSSES	
			THIS PERIOD	YEAR TO DATE
BEGINNING MARKET VALUE	1,797,403.48	1,317,965.06		
DIVIDENDS AND INTEREST	342.48	14,252.28		
OTHER RECEIPTS	0.00	1,551,000.00		
DISBURSEMENTS	140,000.00-	1,224,388.00-	LONG TERM	0.00
FEEs	926.72-	7,074.47-	SHORT TERM	0.00
NET CASH SALES/PURCHASES	140,584.24	333,789.81-	TOTAL GAINS / LOSSES	0.00
CHANGE IN MARKET VALUE	139,025.29-	340,413.13		92.50-
ENDING MARKET VALUE	1,658,378.19	1,658,378.19	INVESTMENT PERFORMANCE	
			THIS PERIOD	YEAR TO DATE
			RATE OF RETURN	0.11%
				1.58%