

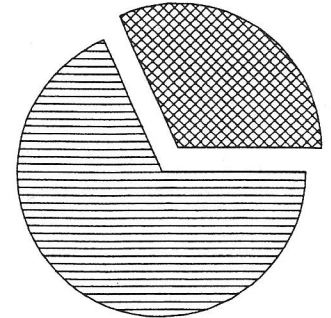


STATEMENT PERIOD: DECEMBER 01, 2014 THROUGH DECEMBER 31, 2014

PORTFOLIO SUMMARY

	TAX COST	MARKET VALUE	PERCENT
 CASH AND EQUIVALENTS	465,714.73	465,714.73	31.8%
 FIXED INCOME	999,612.50	999,182.80	68.2%
TOTAL ASSETS	1,465,327.23	1,464,897.53	100.0%
ACCRUED INCOME OTHER	3,816.19	3,816.19	
TOTAL ACCRUED INCOME	3,816.19	3,816.19	
TOTAL ASSETS & ACCRUALS	1,469,143.42	1,468,713.72	
BEGINNING MARKET VALUE	1,661,239.08		
ENDING MARKET VALUE	1,468,713.72		



ACTIVITY SUMMARY

	THIS PERIOD	YEAR TO DATE	REALIZED CAPITAL GAINS / LOSSES	
			THIS PERIOD	YEAR TO DATE
BEGINNING MARKET VALUE	1,658,378.19	1,317,965.06		
DIVIDENDS AND INTEREST	1,263.99	15,516.27		
OTHER RECEIPTS	0.00	1,551,000.00	LONG TERM	0.00
DISBURSEMENTS	190,000.00-	1,414,388.00-	SHORT TERM	0.00
FEEES	840.30-	7,914.77-	TOTAL GAINS / LOSSES	0.00
NET CASH SALES/PURCHASES	189,576.31	144,213.50-		92.50-
CHANGE IN MARKET VALUE	193,480.66-	146,932.47		
ENDING MARKET VALUE	1,464,897.53	1,464,897.53		
			INVESTMENT PERFORMANCE	
			THIS PERIOD	YEAR TO DATE
			RATE OF RETURN	0.16-%
				1.38%