

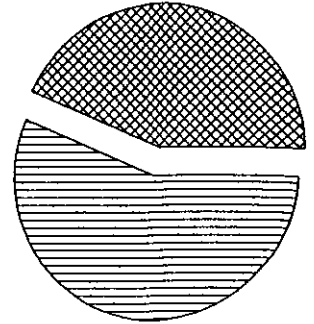


PORTFOLIO SUMMARY

	TAX COST	MARKET VALUE	PERCENT
 CASH AND EQUIVALENTS	901,656.27	901,656.27	43.6%
 FIXED INCOME	1,150,555.13	1,164,495.40	56.4%
TOTAL ASSETS	2,052,211.40	2,066,151.67	100.0%
ACCRUED INCOME OTHER	4,086.95	4,086.95	
TOTAL ACCRUED INCOME	4,086.95	4,086.95	
TOTAL ASSETS & ACCRUALS	2,056,298.35	2,070,238.62	
BEGINNING MARKET VALUE	1,687,451.46		
ENDING MARKET VALUE	2,070,238.62		



ACTIVITY SUMMARY

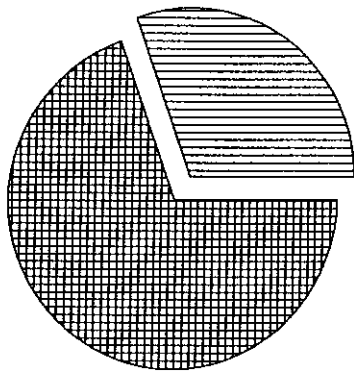
	THIS PERIOD	YEAR TO DATE	REALIZED CAPITAL GAINS / LOSSES	
			THIS PERIOD	YEAR TO DATE
BEGINNING MARKET VALUE	1,681,655.52	1,820,053.60		
DIVIDENDS AND INTEREST	3,641.88	5,676.44		
OTHER RECEIPTS	379,119.32	379,119.32		
DISBURSEMENTS	0.00	150,000.00-	LONG TERM	0.00
FEEs	840.15-	2,672.44-	SHORT TERM	0.00
NET CASH SALES/PURCHASES	381,921.05-	232,123.32-	TOTAL GAINS / LOSSES	0.00
CHANGE IN MARKET VALUE	384,496.15	246,098.07		1,162.50
ENDING MARKET VALUE	2,066,151.67	2,066,151.67	INVESTMENT PERFORMANCE	
			THIS PERIOD	YEAR TO DATE
			RATE OF RETURN	
			0.37%	1.08%

Performance You Can Trust

PORTFOLIO DETAIL

DESCRIPTION	MARKET VALUE/ PRICE	TAX COST/ UNREALIZED GAIN/LOSS	EST ANNUAL INCOME/ ACCRUED INC	CURRENT YIELD
CASH AND EQUIVALENTS				
FIRST ADVISORS MONEY MARKET	901,656.27 1.00	901,656.27 0.00	3,516.46 293.04	0.39
TOTAL CASH AND EQUIVALENTS	901,656.27	901,656.27 0.00	3,516.46 293.04	0.39

BOND QUALITY SUMMARY



S & P QUALITY RATING	MARKET VALUE	PERCENT
TREASURY / AGENCY	356,128.40	30.6%
NOT RATED	808,367.00	69.4%
Total	1,164,495.40	100.0%

DESCRIPTION	RATING	PAR VALUE	MARKET VALUE/ PRICE	TAX COST/ UNREALIZED GAIN/LOSS	EST ANNUAL INCOME/ ACCRUED INC	CURRENT YIELD
FIXED INCOME						
ALLY BANK MIDVALE UT CD 1% 10/11/2016		50,000.000	50,097.50 100.20	50,000.00 97.50	500.00 239.07	1.00
AMERICAN EXPRESS CENTURION CD 2.05% 09/12/2018		50,000.000	50,897.00 101.79	50,000.00 897.00	1,025.00 55.71	2.01
AMERICAN EXPRESS CENTURION CD 2% 11/28/2018		50,000.000	50,856.50 101.71	50,000.00 856.50	1,000.00 343.41	1.97
BMW BANK NORTH AMERICA UT CD 1.75% 04/13/2017		50,000.000	50,550.50 101.10	50,000.00 550.50	875.00 408.81	1.73
CAPITAL ONE BANK USA NA CD 2% 10/07/2019		50,000.000	50,807.00 101.61	50,000.00 807.00	1,000.00 483.61	1.97
EVERBANK JACKSONVILLE FL CD 1.1% 11/30/2017		50,000.000	50,542.00 101.08	50,000.00 542.00	550.00 185.85	1.09
FHLB 1.69% 02/26/2021-2016	AA+	50,000.000	49,992.00 99.98	50,000.00 8.00-	845.00 62.15	1.69
FFCB .7% 04/11/2017	AA+	50,000.000	49,932.50 99.87	49,515.63 416.87	350.00 165.28	0.70

PORTFOLIO DETAIL (CONTINUED)

DESCRIPTION	RATING	PAR VALUE	MARKET VALUE/ PRICE	TAX COST/ UNREALIZED GAIN/LOSS	EST ANNUAL INCOME/ ACCRUED INC	CURRENT YIELD
FIXED INCOME						
FNMA CALL 2.12% 12/27/2022	AA+	50,000.000	50,008.00 100.02	49,064.50 943.50	1,060.00 276.78	2.12
FNMA CALL 1.5% 11/27/2020-2015	AA+	30,000.000	30,216.90 100.72	27,150.00 3,066.90	450.00 155.00	1.49
FNMA CALL 1.2% 06/24/2019	AA+	25,000.000	25,098.50 100.39	25,000.00 98.50	300.00 80.83	1.20
FNMA CALL 1.9% 08/13/2021	AA+	50,000.000	49,928.50 99.86	49,825.00 103.50	950.00 126.67	1.90
FNMA 1.05% 02/27/2018	AA+	50,000.000	50,267.50 100.54	50,000.00 267.50	525.00 49.58	1.04
FNMA CALL 1.75% 09/25/2020	AA+	50,000.000	50,684.50 101.37	50,000.00 684.50	875.00 14.58	1.73
GE MONEY BANK DRAPER UT CD 1.85% 09/09/2016		50,000.000	50,277.50 100.56	50,000.00 277.50	925.00 57.81	1.84
GE MONEY BANK DRAPER UT CD 2.5% 08/22/2016		25,000.000	25,180.75 100.72	25,000.00 180.75	625.00 70.40	2.48
GE CAPITAL FINANCIAL INC CD 2.1% 12/29/2016		25,000.000	25,259.25 101.04	25,000.00 259.25	525.00 134.84	2.08
GOLDMAN SACHS BANK USA USA NY CD 2.05% 11/30/2016		50,000.000	50,460.00 100.92	50,000.00 460.00	1,025.00 346.36	2.03
GOLDMAN SACHS BANK USA USA NY CD 2.05% 09/26/2019		50,000.000	50,849.00 101.70	50,000.00 849.00	1,025.00 16.71	2.02
GOLDMAN SACHS BANK USA NY CD 1.75% 03/06/2020		50,000.000	50,133.00 100.27	50,000.00 133.00	875.00 61.82	1.75
JP MORGAN CHASE BANK CD 2% 03/19/2020		50,000.000	50,148.50 100.30	50,000.00 148.50	1,000.00 35.62	1.99
MERCANTIL COMMERCEBANK NA CD 1.6% 12/28/2018		50,000.000	50,423.50 100.85	50,000.00 423.50	800.00 207.65	1.59
SALLIE MAE BANK SALT LAKE CITY UT CD 2.1% 09/10/2019		50,000.000	50,775.50 101.55	50,000.00 775.50	1,050.00 62.77	2.07
SALLIE MAE BANK SLT LAKE CITY UT CD 1.25% 01/22/2018		50,000.000	50,307.50 100.62	50,000.00 307.50	625.00 123.63	1.24
THIRD FED SVGS & LN ASSN CD 1.65% 12/28/2018		50,000.000	50,802.00 101.60	50,000.00 802.00	825.00 8.97	1.62
TOTAL FIXED INCOME			1,164,495.40	1,150,555.13 13,940.27	19,605.00 3,793.91	1.68
TOTAL ASSETS			2,066,151.67	2,052,211.40 13,940.27	23,121.46 4,086.95	1.12
TOTAL ACCRUED INC			4,086.95	4,086.95		
GRAND TOTAL ASSETS			2,070,238.62	2,056,298.35 13,940.27	23,121.46 4,086.95	1.12

TRANSACTION DETAIL

DATE	QUANTITY	DESCRIPTION	TRANSACTION TYPE	CASH	COST BASIS
03/01/16		BEGINNING BALANCE		0.00	1,670,290.35
DIVIDENDS					
03/01/16		MM0000099 DIVIDEND ON FIRST ADVISORS MONEY MARKET PAYABLE 02/29/2016 EFFECTIVE 02/29/2016	DIVIDEND	100.42	
TOTAL DIVIDENDS				100.42	0.00
INTEREST					
03/07/16		38147JAS1 INTEREST ON 50,000 UNITS GOLDMAN SACHS BANK USA NY CD 1.75% 03/06/2020 PAYABLE 03/06/2016 EFFECTIVE 03/06/2016	INTEREST RCVD	436.30	
03/09/16		36159A6D7 INTEREST ON 50,000 UNITS GE MONEY BANK DRAPER UT CD 1.85% 09/09/2016 PAYABLE 03/09/2016	INTEREST RCVD	461.23	
03/10/16		795450SY2 INTEREST ON 50,000 UNITS SALLIE MAE BANK SALT LAKE CITY UT CD 2.1% 09/10/2019 PAYABLE 03/10/2016	INTEREST RCVD	523.56	
03/14/16		02587DTH1 INTEREST ON 50,000 UNITS AMERICAN EXPRESS CENTURION CD 2.05% 09/12/2018 PAYABLE 03/12/2016 EFFECTIVE 03/12/2016	INTEREST RCVD	511.09	
03/21/16		48125T3G8 INTEREST ON 50,000 UNITS JP MORGAN CHASE BANK CD 2% 03/19/2020 PAYABLE 03/19/2016 EFFECTIVE 03/19/2016	INTEREST RCVD	249.31	
03/25/16		3136G1HY8 INTEREST ON 50,000 UNITS FNMA CALL 1.75% 09/25/2020 PAYABLE 03/25/2016	INTEREST RCVD	437.50	
03/28/16		38143AG74 INTEREST ON 50,000 UNITS GOLDMAN SACHS BANK USA NY CD 2.05% 09/26/2019 PAYABLE 03/26/2016 EFFECTIVE 03/26/2016	INTEREST RCVD	511.10	
03/28/16		88413QAL2 INTEREST ON 50,000 UNITS THIRD FED SVGS & LN ASSN CD 1.65% 12/28/2018 PAYABLE 03/28/2016	INTEREST RCVD	411.37	
TOTAL INTEREST				3,541.46	0.00
OTHER RECEIPTS					
03/14/16		RECEIVED FROM TOWN OF LAMOINE TRANSFER FROM FIRST NATIONAL BANK CKG ENDING IN 8624	CASH RCVD	379,119.32	
TOTAL OTHER RECEIPTS				379,119.32	0.00

Performance You Can Trust

TRANSACTION DETAIL (CONTINUED)

DATE	QUANTITY	DESCRIPTION	TRANSACTION TYPE	CASH	COST BASIS
PURCHASES					
03/31/16	381,921.050	MM0000099 NET DEPOSIT FIRST ADVISORS MONEY MARKET	NET CASH MGMT	381,921.05-	381,921.05
TOTAL PURCHASES				381,921.05-	381,921.05
FEES					
03/07/16		FEE TO FIRST ADVISORS FOR THE PERIOD ENDING 02/29/2016 BASED ON AVERAGE MARKET VALUE <u>1,400.25</u> DISCOUNT <u>560.10</u>	DISBURSEMENT	840.15-	
TOTAL FEES				840.15-	0.00
03/31/16		ENDING BALANCE		0.00	2,052,211.40