

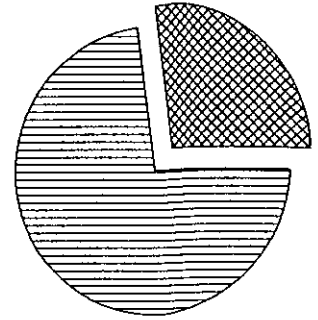


ACCOUNT NUMBER:  
STATEMENT PERIOD: JULY 01, 2015 THROUGH JULY 31, 2015

**PORTFOLIO SUMMARY**

	TAX COST	MARKET VALUE	PERCENT
 CASH AND EQUIVALENTS	394,516.74	394,516.74	27.2%
 FIXED INCOME	1,049,800.00	1,054,848.05	72.8%
<b>TOTAL ASSETS</b>	<b>1,444,316.74</b>	<b>1,449,364.79</b>	<b>100.0%</b>
ACCRUED INCOME OTHER	4,930.86	4,930.86	
<b>TOTAL ACCRUED INCOME</b>	<b>4,930.86</b>	<b>4,930.86</b>	
<b>TOTAL ASSETS &amp; ACCRUALS</b>	<b>1,449,247.60</b>	<b>1,454,295.65</b>	
BEGINNING MARKET VALUE	1,705,264.89		
ENDING MARKET VALUE	1,454,295.65		



**ACTIVITY SUMMARY**

	THIS PERIOD	YEAR TO DATE	REALIZED CAPITAL GAINS / LOSSES	
			THIS PERIOD	YEAR TO DATE
BEGINNING MARKET VALUE	1,701,425.19	1,464,897.53		
DIVIDENDS AND INTEREST	422.46	9,237.44		
OTHER RECEIPTS	0.00	400,000.00		
DISBURSEMENTS	250,000.00-	425,000.00-	SHORT TERM	0.00
FEEs	851.46-	5,497.93-	TOTAL GAINS / LOSSES	0.00
NET CASH SALES/PURCHASES	250,429.00	21,260.49		250.00
CHANGE IN MARKET VALUE	252,060.40-	15,532.74-		
ENDING MARKET VALUE	1,449,364.79	1,449,364.79		
			INVESTMENT PERFORMANCE	
			THIS PERIOD	YEAR TO DATE
			RATE OF RETURN	0.07-%
				1.02%

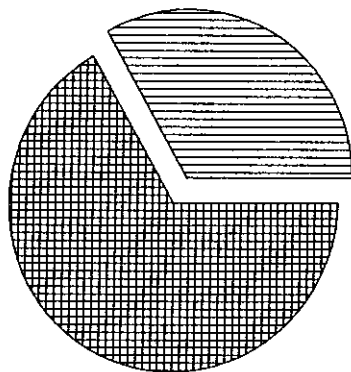
ACCOUNT NUMBER:

STATEMENT PERIOD: JULY 01, 2015 THROUGH JULY 31, 2015

## PORTFOLIO DETAIL

DESCRIPTION	MARKET VALUE/ PRICE	TAX COST/ UNREALIZED GAIN/LOSS	EST ANNUAL INCOME/ ACCRUED INC	CURRENT YIELD
<b>CASH AND EQUIVALENTS</b>				
FIRST ADVISORS MONEY MARKET .25%	394,516.74 1.00	394,516.74 0.00	986.29 82.19	0.25
<b>TOTAL CASH AND EQUIVALENTS</b>	<b>394,516.74</b>	<b>394,516.74</b> 0.00	<b>986.29</b> 82.19	<b>0.25</b>

## BOND QUALITY SUMMARY



S & P QUALITY RATING	MARKET VALUE	PERCENT
TREASURY / AGENCY	352,690.05	33.4%
NOT RATED	702,158.00	66.6%
<b>Total</b>	<b>1,054,848.05</b>	<b>100.0%</b>

DESCRIPTION	RATING	PAR VALUE	MARKET VALUE/ PRICE	TAX COST/ UNREALIZED GAIN/LOSS	EST ANNUAL INCOME/ ACCRUED INC	CURRENT YIELD
<b>FIXED INCOME</b>						
ALLY BANK MIDVALE UT CD 1% 10/11/2016		50,000.000	50,141.50 100.28	50,000.00 141.50	500.00 155.74	1.00
AMERICAN EXPRESS CENTURION CD 2.05% 09/12/2018		50,000.000	50,364.50 100.73	50,000.00 364.50	1,025.00 395.52	2.04
AMERICAN EXPRESS CENTURION CD 2% 11/28/2018		50,000.000	50,204.50 100.41	50,000.00 204.50	1,000.00 176.63	1.99
BMW BANK NORTH AMERICA UT CD 1.75% 04/13/2017		50,000.000	50,692.00 101.38	50,000.00 692.00	875.00 262.98	1.73
DISCOVER BANK CD .5% 10/08/2015		50,000.000	50,025.00 100.05	50,000.00 25.00	250.00	0.50
EVERBANK JACKSONVILLE FL CD 1.1% 11/30/2017		50,000.000	50,393.00 100.79	50,000.00 393.00	550.00 94.16	1.09
FHLB CONS BD 1.16% 07/10/2018	AA+	50,000.000	49,790.50 99.58	49,296.87 493.63	580.00 33.83	1.16
FFCB .7% 04/11/2017	AA+	50,000.000	49,860.00 99.72	49,515.63 344.37	350.00 106.94	0.70

**PORTFOLIO DETAIL ( CONTINUED )**

DESCRIPTION	RATING	PAR VALUE	MARKET VALUE/ PRICE	TAX COST/ UNREALIZED GAIN/LOSS	EST ANNUAL INCOME/ ACCRUED INC	CURRENT YIELD
<b>FIXED INCOME</b>						
FFCB 2.18% 09/20/2021	AA+	50,000.000	49,777.00 99.55	49,937.50 160.50-	1,090.00 396.64	2.19
FNMA 2.1% 11/23/2021	AA+	50,000.000	49,202.50 98.41	48,900.00 302.50	1,050.00 198.33	2.13
FNMA CALL 1.5% 11/27/2020-2015	AA+	30,000.000	29,343.30 97.81	27,150.00 2,193.30	450.00 80.00	1.53
FNMA CALL 1.2% 06/24/2019	AA+	25,000.000	24,754.75 99.02	25,000.00 245.25-	300.00 30.83	1.21
FNMA 1.05% 02/27/2018	AA+	50,000.000	50,121.50 100.24	50,000.00 121.50	525.00 224.58	1.05
FNMA CALL 1.75% 09/25/2020	AA+	50,000.000	49,840.50 99.68	50,000.00 159.50-	875.00 306.25	1.76
GE MONEY BANK DRAPER UT CD 1.85% 09/09/2016		50,000.000	50,644.50 101.29	50,000.00 644.50	925.00 364.47	1.83
GE MONEY BANK DRAPER UT CD 2.5% 08/22/2016		25,000.000	25,471.75 101.89	25,000.00 471.75	625.00 279.70	2.45
GE CAPITAL FINANCIAL INC CD 2.1% 12/29/2016		25,000.000	25,434.25 101.74	25,000.00 434.25	525.00 47.34	2.06
GOLDMAN SACHS BANK USA USA NY CD 2.05% 11/30/2016		50,000.000	50,818.00 101.64	50,000.00 818.00	1,025.00 175.48	2.02
GOLDMAN SACHS BANK USA USA NY CD 2.05% 09/26/2019		50,000.000	49,784.50 99.57	50,000.00 215.50-	1,025.00 356.52	2.06
GOLDMAN SACHS BANK USA NY CD 1.75% 03/06/2020		50,000.000	48,916.00 97.83	50,000.00 1,084.00-	875.00 351.90	1.79
JP MORGAN CHASE BANK CD 2% 03/19/2020		50,000.000	49,427.00 98.85	50,000.00 573.00-	1,000.00 117.49	2.02
SALLIE MAE BANK SALT LAKE CITY UT CD 2.1% 09/10/2019		50,000.000	49,750.00 99.50	50,000.00 250.00-	1,050.00 410.87	2.11
THIRD FED SVGS & LN ASSN CD 1.65% 12/28/2018		50,000.000	50,091.50 100.18	50,000.00 91.50	825.00 282.47	1.65
<b>TOTAL FIXED INCOME</b>			<b>1,054,848.05</b>	<b>1,049,800.00</b> <b>5,048.05</b>	<b>17,295.00</b> <b>4,848.67</b>	<b>1.64</b>
<b>TOTAL ASSETS</b>			<b>1,449,364.79</b>	<b>1,444,316.74</b> <b>5,048.05</b>	<b>18,281.29</b> <b>4,930.86</b>	<b>1.26</b>
<b>TOTAL ACCRUED INC</b>			<b>4,930.86</b>	<b>4,930.86</b>		
<b>GRAND TOTAL ASSETS</b>			<b>1,454,295.65</b>	<b>1,449,247.60</b> <b>5,048.05</b>	<b>18,281.29</b> <b>4,930.86</b>	<b>1.26</b>

ACCOUNT NUMBER: \_\_\_\_\_

STATEMENT PERIOD: JULY 01, 2015 THROUGH JULY 31, 2015

*Performance You Can Trust*

**TRANSACTION DETAIL**

DATE	QUANTITY	DESCRIPTION	TRANSACTION TYPE	CASH	COST BASIS
07/01/15		<b>BEGINNING BALANCE</b>		0.00	1,694,745.74
<b>DIVIDENDS</b>					
07/01/15		MM0000099 DIVIDEND ON FIRST ADVISORS MONEY MARKET .25% PAYABLE 06/30/2015 EFFECTIVE 06/30/2015	DIVIDEND	132.46	
<b>TOTAL DIVIDENDS</b>				132.46	0.00
<b>INTEREST</b>					
07/10/15		313381NL5 INTEREST ON 50,000 UNITS FHLB CONS BD 1.16% 07/10/2018 PAYABLE 07/10/2015	INTEREST RCVD	290.00	
<b>TOTAL INTEREST</b>				290.00	0.00
<b>FEES</b>					
07/07/15		FEE TO FIRST ADVISORS FOR THE PERIOD ENDING 06/30/2015 BASED ON AVERAGE MARKET VALUE 1,419.10 DISCOUNT 567.64	DISBURSEMENT	851.46-	
<b>TOTAL FEES</b>				851.46-	0.00
<b>OTHER DISBURSEMENTS</b>					
07/15/15		DISTRIBUTION BY WIRE PAID TO TOWN OF LAMOINE TRANSFER TO THE FIRST N.A. CKG. PER EMAILED REQUEST FM CUSTOMER	DISBURSEMENT	100,000.00-	
07/29/15		DISTRIBUTION BY WIRE PAID TO TOWN OF LAMOINE TRANSFER TO THE FIRST N.A. CKG. PER E MAILED REQUEST FROM STU MARCKOON	DISBURSEMENT	150,000.00-	
<b>TOTAL OTHER DISBURSEMENTS</b>				250,000.00-	0.00
<b>SALES AND MATURITIES</b>					
07/31/15	250,429.000-	MM0000099 NET WITHDRAWAL FIRST ADVISORS MONEY MARKET .25%	NET CASH MGMT	250,429.00	250,429.00-
<b>TOTAL SALES AND MATURITIES</b>				250,429.00	250,429.00-
07/31/15		<b>ENDING BALANCE</b>		0.00	1,444,316.74