

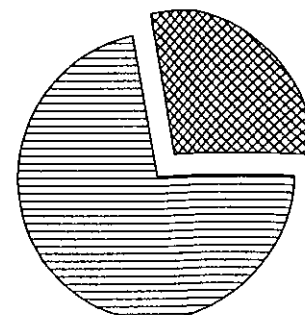


## PORTFOLIO SUMMARY

	TAX COST	MARKET VALUE	PERCENT
 CASH AND EQUIVALENTS	468,760.65	468,760.65	27.9%
 FIXED INCOME	1,199,392.63	1,210,078.45	72.1%
<b>TOTAL ASSETS</b>	<b>1,668,153.28</b>	<b>1,678,839.10</b>	<b>100.0%</b>
ACCRUED INCOME OTHER	5,909.80	5,909.80	
<b>TOTAL ACCRUED INCOME</b>	<b>5,909.80</b>	<b>5,909.80</b>	
<b>TOTAL ASSETS &amp; ACCRUALS</b>	<b>1,674,063.08</b>	<b>1,684,748.90</b>	
BEGINNING MARKET VALUE	1,824,272.89		
ENDING MARKET VALUE	1,684,748.90		



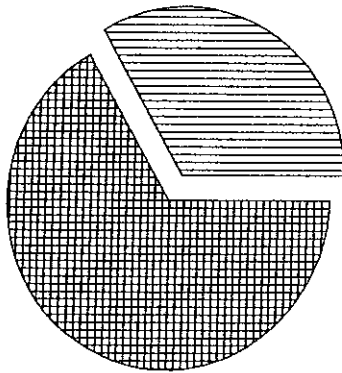
## ACTIVITY SUMMARY

	THIS PERIOD	YEAR TO DATE	REALIZED CAPITAL GAINS / LOSSES	
			THIS PERIOD	YEAR TO DATE
BEGINNING MARKET VALUE	1,820,053.60	1,820,053.60		
DIVIDENDS AND INTEREST	160.15	160.15		
DISBURSEMENTS	150,000.00-	150,000.00-		
FEEs	932.45-	932.45-		
NET CASH SALES/PURCHASES	150,772.30	150,772.30		
CHANGE IN MARKET VALUE	141,214.50-	141,214.50-		
ENDING MARKET VALUE	1,678,839.10	1,678,839.10		
			<b>TOTAL GAINS / LOSSES</b>	<b>0.00</b>
				<b>0.00</b>
			INVESTMENT PERFORMANCE	
			THIS PERIOD	YEAR TO DATE
			<b>RATE OF RETURN</b>	<b>0.53%</b>
				<b>0.53%</b>

## PORTFOLIO DETAIL

DESCRIPTION	MARKET VALUE/ PRICE	TAX COST/ UNREALIZED GAIN/LOSS	EST ANNUAL INCOME/ ACCRUED INC	CURRENT YIELD
<b>CASH AND EQUIVALENTS</b>				
FIRST ADVISORS MONEY MARKET .25%	468,760.65 1.00	468,760.65 0.00	1,171.90 97.66	0.25
<b>TOTAL CASH AND EQUIVALENTS</b>	<b>468,760.65</b>	<b>468,760.65</b> 0.00	<b>1,171.90</b> 97.66	<b>0.25</b>

## BOND QUALITY SUMMARY



S & P QUALITY RATING	MARKET VALUE	PERCENT
TREASURY / AGENCY	405,480.20	33.5%
NOT RATED	804,598.25	66.5%
<b>Total</b>	<b>1,210,078.45</b>	<b>100.0%</b>

DESCRIPTION	RATING	PAR VALUE	MARKET VALUE/ PRICE	TAX COST/ UNREALIZED GAIN/LOSS	EST ANNUAL INCOME/ ACCRUED INC	CURRENT YIELD
<b>FIXED INCOME</b>						
ALLY BANK MIDVALE UT CD 1% 10/11/2016		50,000.000	50,074.00 100.15	50,000.00 74.00	500.00 157.10	1.00
AMERICAN EXPRESS CENTURION CD 2.05% 09/12/2018		50,000.000	50,576.00 101.15	50,000.00 576.00	1,025.00 399.86	2.03
AMERICAN EXPRESS CENTURION CD 2% 11/28/2018		50,000.000	50,493.50 100.99	50,000.00 493.50	1,000.00 178.57	1.98
BMW BANK NORTH AMERICA UT CD 1.75% 04/13/2017		50,000.000	50,529.50 101.06	50,000.00 529.50	875.00 265.37	1.73
CAPITAL ONE BANK USA NA CD 2% 10/07/2019		50,000.000	50,306.50 100.61	50,000.00 306.50	1,000.00 319.67	1.99
EVERBANK JACKSONVILLE FL CD 1.1% 11/30/2017		50,000.000	50,428.50 100.86	50,000.00 428.50	550.00 95.19	1.09
FFCB .7% 04/11/2017	AA+	50,000.000	49,974.00 99.95	49,515.63 458.37	350.00 106.94	0.70
FFCB 2.18% 09/20/2021	AA+	50,000.000	50,006.00 100.01	49,937.50 68.50	1,090.00 396.64	2.18

ACCOUNT NUMBER:

STATEMENT PERIOD: JANUARY 01, 2016 THROUGH JANUARY 31, 2016

**PORTFOLIO DETAIL ( CONTINUED )**

DESCRIPTION	RATING	PAR VALUE	MARKET VALUE/ PRICE	TAX COST/ UNREALIZED GAIN/LOSS	EST ANNUAL INCOME/ ACCRUED INC	CURRENT YIELD
<b>FIXED INCOME</b>						
FNMA CALL 2.12% 12/27/2022	AA+	50,000.000	49,863.50 99.73	49,064.50 799.00	1,060.00 100.11	2.13
FNMA 2.1% 11/23/2021	AA+	50,000.000	49,929.00 99.86	48,900.00 1,029.00	1,050.00 198.33	2.10
FNMA CALL 1.5% 11/27/2020-2015	AA+	30,000.000	29,974.20 99.91	27,150.00 2,824.20	450.00 80.00	1.50
FNMA CALL 1.2% 06/24/2019	AA+	25,000.000	24,979.50 99.92	25,000.00 20.50-	300.00 30.83	1.20
FNMA CALL 1.9% 08/13/2021	AA+	50,000.000	50,002.00 100.00	49,825.00 177.00	950.00 443.33	1.90
FNMA 1.05% 02/27/2018	AA+	50,000.000	50,170.00 100.34	50,000.00 170.00	525.00 224.58	1.05
FNMA CALL 1.75% 09/25/2020	AA+	50,000.000	50,582.00 101.16	50,000.00 582.00	875.00 306.25	1.73
GE MONEY BANK DRAPER UT CD 1.85% 09/09/2016		50,000.000	50,340.50 100.68	50,000.00 340.50	925.00 368.48	1.84
GE MONEY BANK DRAPER UT CD 2.5% 08/22/2016		25,000.000	25,243.75 100.98	25,000.00 243.75	625.00 280.23	2.48
GE CAPITAL FINANCIAL INC CD 2.1% 12/29/2016		25,000.000	25,284.00 101.14	25,000.00 284.00	525.00 48.77	2.08
GOLDMAN SACHS BANK USA USA NY CD 2.05% 11/30/2016		50,000.000	50,507.50 101.02	50,000.00 507.50	1,025.00 177.40	2.03
GOLDMAN SACHS BANK USA USA NY CD 2.05% 09/26/2019		50,000.000	50,354.50 100.71	50,000.00 354.50	1,025.00 360.44	2.04
GOLDMAN SACHS BANK USA NY CD 1.75% 03/06/2020		50,000.000	49,569.50 99.14	50,000.00 430.50-	875.00 355.77	1.77
JP MORGAN CHASE BANK CD 2% 03/19/2020		50,000.000	50,020.00 100.04	50,000.00 20.00	1,000.00 120.22	2.00
MERCANTIL COMMERCEBANK NA CD 1.6% 12/28/2018		50,000.000	50,022.50 100.05	50,000.00 22.50	800.00 76.50	1.60
SALLIE MAE BANK SALT LAKE CITY UT CD 2.1% 09/10/2019		50,000.000	50,286.50 100.57	50,000.00 286.50	1,050.00 415.38	2.09
SALLIE MAE BANK SLT LAKE CITY UT CD 1.25% 01/22/2018		50,000.000	50,142.50 100.29	50,000.00 142.50	625.00 20.60	1.25
THIRD FED SVGS & LN ASSN CD 1.65% 12/28/2018		50,000.000	50,419.00 100.84	50,000.00 419.00	825.00 285.58	1.64
<b>TOTAL FIXED INCOME</b>			<b>1,210,078.45</b>	<b>1,199,392.63</b> <b>10,685.82</b>	<b>20,900.00</b> <b>5,812.14</b>	<b>1.73</b>
<b>TOTAL ASSETS</b>			<b>1,678,839.10</b>	<b>1,668,153.28</b> <b>10,685.82</b>	<b>22,071.90</b> <b>5,909.80</b>	<b>1.31</b>
<b>TOTAL ACCRUED INC</b>			<b>5,909.80</b>	<b>5,909.80</b>		
<b>GRAND TOTAL ASSETS</b>			<b>1,684,748.90</b>	<b>1,674,063.08</b> <b>10,685.82</b>	<b>22,071.90</b> <b>5,909.80</b>	<b>1.31</b>

Performance You Can Trust

**TRANSACTION DETAIL**

DATE	QUANTITY	DESCRIPTION	TRANSACTION TYPE	CASH	COST BASIS
01/01/16		<b>BEGINNING BALANCE</b>		0.00	1,818,925.58
<b>DIVIDENDS</b>					
01/04/16		MM0000099 DIVIDEND ON FIRST ADVISORS MONEY MARKET .25% PAYABLE 12/31/2015 EFFECTIVE 12/31/2015 TAX EFFECTIVE 12/31/2015	DIVIDEND	160.15	
<b>TOTAL DIVIDENDS</b>				160.15	0.00
<b>PURCHASES</b>					
01/20/16	50,000.000	795450XT7 PURCHASED 50,000 UNITS SALLIE MAE BANK SLT LAKE CITY UT CD 1.25% 01/22/2018 ON 01/13/2016 AT 100.00 THRU OPPENHEIMER AND CO INC.	BUY	50,000.00-	50,000.00
<b>TOTAL PURCHASES</b>				50,000.00-	50,000.00
<b>FEES</b>					
01/08/16		FEE TO FIRST ADVISORS FOR THE PERIOD ENDING 12/31/2015 BASED ON AVERAGE MARKET VALUE 1,554.08 DISCOUNT 621.63	DISBURSEMENT	932.45-	
<b>TOTAL FEES</b>				932.45-	0.00
<b>OTHER DISBURSEMENTS</b>					
01/27/16		DISTRIBUTION BY WIRE PAID TO TOWN OF LAMOINE TRANSFER TO THE FIRST N.A. CKG. ENDING IN 8624 PER EMAILED REQUEST FROM STU MARCKOON	DISBURSEMENT	150,000.00-	
<b>TOTAL OTHER DISBURSEMENTS</b>				150,000.00-	0.00
<b>SALES AND MATURITIES</b>					
01/31/16	200,772.300-	MM0000099 NET WITHDRAWAL FIRST ADVISORS MONEY MARKET .25%	NET CASH MGMT	200,772.30	200,772.30-
<b>TOTAL SALES AND MATURITIES</b>				200,772.30	200,772.30-
01/31/16		<b>ENDING BALANCE</b>		0.00	1,668,153.28