

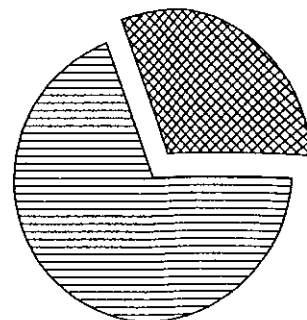


ACCOUNT NUMBER:

STATEMENT PERIOD: FEBRUARY 01, 2016 THROUGH FEBRUARY 29, 2016

PORTFOLIO SUMMARY

	TAX COST	MARKET VALUE	PERCENT
 CASH AND EQUIVALENTS	519,735.22	519,735.22	30.9%
 FIXED INCOME	1,150,555.13	1,161,920.30	69.1%
TOTAL ASSETS	1,670,290.35	1,681,655.52	100.0%
ACCRUED INCOME OTHER	5,795.94	5,795.94	
TOTAL ACCRUED INCOME	5,795.94	5,795.94	
TOTAL ASSETS & ACCRUALS	1,676,086.29	1,687,451.46	
BEGINNING MARKET VALUE	1,684,748.90		
ENDING MARKET VALUE	1,687,451.46		



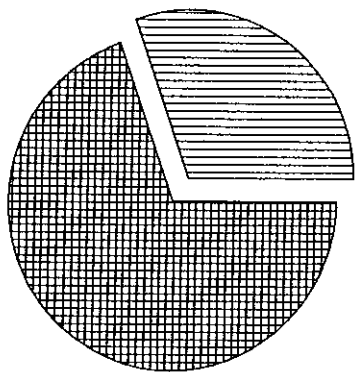
ACTIVITY SUMMARY

	THIS PERIOD	YEAR TO DATE	REALIZED CAPITAL GAINS / LOSSES	
			THIS PERIOD	YEAR TO DATE
BEGINNING MARKET VALUE	1,678,839.10	1,820,053.60		
DIVIDENDS AND INTEREST	1,874.41	2,034.56		
DISBURSEMENTS	0.00	150,000.00-	LONG TERM	1,100.00
FEEs	899.84-	1,832.29-	SHORT TERM	62.50
NET CASH SALES/PURCHASES	974.57-	149,797.73	TOTAL GAINS / LOSSES	1,162.50
CHANGE IN MARKET VALUE	2,816.42	138,398.08-		1,162.50
ENDING MARKET VALUE	1,681,655.52	1,681,655.52	INVESTMENT PERFORMANCE	
			THIS PERIOD	YEAR TO DATE
			RATE OF RETURN	0.22%
				0.74%

PORTFOLIO DETAIL

DESCRIPTION	MARKET VALUE/ PRICE	TAX COST/ UNREALIZED GAIN/LOSS	EST ANNUAL INCOME/ ACCRUED INC	CURRENT YIELD
CASH AND EQUIVALENTS				
FIRST ADVISORS MONEY MARKET .25%	519,735.22 1.00	519,735.22 0.00	1,299.34 108.28	0.25
TOTAL CASH AND EQUIVALENTS	519,735.22	519,735.22 0.00	1,299.34 108.28	0.25

BOND QUALITY SUMMARY



S & P QUALITY RATING	MARKET VALUE	PERCENT
TREASURY / AGENCY	355,049.80	30.6%
NOT RATED	806,870.50	69.4%
Total	1,161,920.30	100.0%

DESCRIPTION	RATING	PAR VALUE	MARKET VALUE/ PRICE	TAX COST/ UNREALIZED GAIN/LOSS	EST ANNUAL INCOME/ ACCRUED INC	CURRENT YIELD
FIXED INCOME						
ALLY BANK MIDVALE UT CD 1% 10/11/2016		50,000.000	50,090.00 100.18	50,000.00 90.00	500.00 196.72	1.00
AMERICAN EXPRESS CENTURION CD 2.05% 09/12/2018		50,000.000	50,777.50 101.56	50,000.00 777.50	1,025.00 481.52	2.02
AMERICAN EXPRESS CENTURION CD 2% 11/28/2018		50,000.000	50,716.00 101.43	50,000.00 716.00	1,000.00 258.24	1.97
BMW BANK NORTH AMERICA UT CD 1.75% 04/13/2017		50,000.000	50,547.00 101.09	50,000.00 547.00	875.00 334.70	1.73
CAPITAL ONE BANK USA NA CD 2% 10/07/2019		50,000.000	50,606.50 101.21	50,000.00 606.50	1,000.00 398.91	1.98
EVERBANK JACKSONVILLE FL CD 1.1% 11/30/2017		50,000.000	50,505.50 101.01	50,000.00 505.50	550.00 139.01	1.09
FHLB 1.69% 02/26/2021-2016	AA+	50,000.000	50,001.00 100.00	50,000.00 1.00	845.00 11.74	1.69
FFCB .7% 04/11/2017	AA+	50,000.000	49,974.00 99.95	49,515.63 458.37	350.00 136.11	0.70

PORTFOLIO DETAIL (CONTINUED)

DESCRIPTION	RATING	PAR VALUE	MARKET VALUE/ PRICE	TAX COST/ UNREALIZED GAIN/LOSS	EST ANNUAL INCOME/ ACCRUED INC	CURRENT YIELD
FIXED INCOME						
FNMA CALL 2.12% 12/27/2022	AA+	50,000.000	49,240.00 98.48	49,064.50 175.50	1,060.00 188.44	2.15
FNMA CALL 1.5% 11/27/2020-2015	AA+	30,000.000	30,048.30 100.16	27,150.00 2,898.30	450.00 117.50	1.50
FNMA CALL 1.2% 06/24/2019	AA+	25,000.000	25,041.50 100.17	25,000.00 41.50	300.00 55.83	1.20
FNMA CALL 1.9% 08/13/2021	AA+	50,000.000	49,894.00 99.79	49,825.00 69.00	950.00 47.50	1.90
FNMA 1.05% 02/27/2018	AA+	50,000.000	50,127.00 100.25	50,000.00 127.00	525.00 5.83	1.05
FNMA CALL 1.75% 09/25/2020	AA+	50,000.000	50,724.00 101.45	50,000.00 724.00	875.00 379.17	1.73
GE MONEY BANK DRAPER UT CD 1.85% 09/09/2016		50,000.000	50,317.50 100.64	50,000.00 317.50	925.00 442.17	1.84
GE MONEY BANK DRAPER UT CD 2.5% 08/22/2016		25,000.000	25,217.50 100.87	25,000.00 217.50	625.00 17.17	2.48
GE CAPITAL FINANCIAL INC CD 2.1% 12/29/2016		25,000.000	25,276.50 101.11	25,000.00 276.50	525.00 90.37	2.08
GOLDMAN SACHS BANK USA USA NY CD 2.05% 11/30/2016		50,000.000	50,486.50 100.97	50,000.00 486.50	1,025.00 259.07	2.03
GOLDMAN SACHS BANK USA USA NY CD 2.05% 09/26/2019		50,000.000	50,651.00 101.30	50,000.00 651.00	1,025.00 442.10	2.02
GOLDMAN SACHS BANK USA NY CD 1.75% 03/06/2020		50,000.000	49,897.50 99.80	50,000.00 102.50-	875.00 425.48	1.75
JP MORGAN CHASE BANK CD 2% 03/19/2020		50,000.000	50,034.00 100.07	50,000.00 34.00	1,000.00 199.45	2.00
MERCANTIL COMMERCEBANK NA CD 1.6% 12/28/2018		50,000.000	50,263.50 100.53	50,000.00 263.50	800.00 139.89	1.59
SALLIE MAE BANK SALT LAKE CITY UT CD 2.1% 09/10/2019		50,000.000	50,580.00 101.16	50,000.00 580.00	1,050.00 499.04	2.08
SALLIE MAE BANK SLT LAKE CITY UT CD 1.25% 01/22/2018		50,000.000	50,252.50 100.51	50,000.00 252.50	625.00 70.40	1.24
THIRD FED SVGS & LN ASSN CD 1.65% 12/28/2018		50,000.000	50,651.50 101.30	50,000.00 651.50	825.00 351.30	1.63
TOTAL FIXED INCOME			1,161,920.30	1,150,555.13 11,365.17	19,605.00 5,687.66	1.69
TOTAL ASSETS			1,681,655.52	1,670,290.35 11,365.17	20,904.34 5,795.94	1.24
TOTAL ACCRUED INC			5,795.94	5,795.94		
GRAND TOTAL ASSETS			1,687,451.46	1,676,086.29 11,365.17	20,904.34 5,795.94	1.24

TRANSACTION DETAIL

DATE	QUANTITY	DESCRIPTION	TRANSACTION TYPE	CASH	COST BASIS
02/01/16		BEGINNING BALANCE		0.00	1,668,153.28
DIVIDENDS					
02/01/16		MM0000099 DIVIDEND ON FIRST ADVISORS MONEY MARKET .25% PAYABLE 01/31/2016 EFFECTIVE 01/31/2016	DIVIDEND	132.43	
TOTAL DIVIDENDS				132.43	0.00
INTEREST					
02/11/16		3133EAX45 INTEREST ON 50,000 UNITS FFCB 2.18% 09/20/2021 PAYABLE 02/11/2016	INTEREST RCVD	426.91	
02/16/16		3136G1CP2 INTEREST ON 50,000 UNITS FNMA CALL 1.9% 08/13/2021 PAYABLE 02/13/2016 EFFECTIVE 02/13/2016	INTEREST RCVD	475.00	
02/22/16		36159AXD7 INTEREST ON 25,000 UNITS GE MONEY BANK DRAPER UT CD 2.5% 08/22/2016 PAYABLE 02/20/2016 EFFECTIVE 02/20/2016	INTEREST RCVD	315.07	
02/23/16		3136G05P2 INTEREST ON 50,000 UNITS FNMA 2.1% 11/23/2021 PAYABLE 02/23/2016	INTEREST RCVD	262.50	
02/29/16		3136G1DG1 INTEREST ON 50,000 UNITS FNMA 1.05% 02/27/2018 PAYABLE 02/27/2016 EFFECTIVE 02/27/2016	INTEREST RCVD	262.50	
TOTAL INTEREST				1,741.98	0.00
PURCHASES					
02/26/16	50,000.000	3130A7CL7 PURCHASED 50,000 UNITS FHLB 1.69% 02/26/2021-2016 ON 02/25/2016 AT 100.00 THRU FTN FINANCIAL SECURITIES	BUY	50,000.00-	50,000.00
02/29/16	50,974.570	MM0000099 NET DEPOSIT FIRST ADVISORS MONEY MARKET .25%	NET CASH MGMT	50,974.57-	50,974.57
TOTAL PURCHASES				100,974.57-	100,974.57
FEES					
02/08/16		FEE TO FIRST ADVISORS FOR THE PERIOD ENDING 01/31/2016 BASED ON AVERAGE MARKET VALUE 1,499.74 DISCOUNT 599.90	DISBURSEMENT	899.84-	
TOTAL FEES				899.84-	0.00

ACCOUNT NUMBER:

STATEMENT PERIOD: FEBRUARY 01, 2016 THROUGH FEBRUARY 29, 2016

Performance You Can Trust

TRANSACTION DETAIL (CONTINUED)

DATE	QUANTITY	DESCRIPTION	TRANSACTION TYPE	CASH	COST BASIS
SALES AND MATURITIES					
02/11/16	50,000.000-	3133EAX45 REDEEMED 02/11/2016 50,000 UNITS FFCB 2.18% 09/20/2021	REDEEMED	50,000.00	49,937.50-
02/23/16	50,000.000-	3136G05P2 REDEEMED 02/23/2016 50,000 UNITS FNMA 2.1% 11/23/2021	REDEEMED	50,000.00	48,900.00-
TOTAL SALES AND MATURITIES				100,000.00	98,837.50-
02/29/16		ENDING BALANCE		0.00	1,670,290.35