

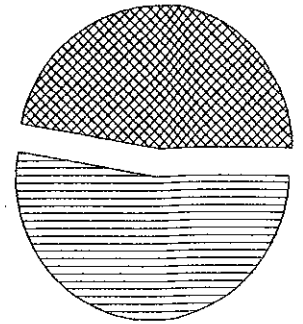


ACCOUNT NUMBER:

STATEMENT PERIOD: AUGUST 01, 2015 THROUGH AUGUST 31, 2015

**PORTFOLIO SUMMARY**

|  | TAX COST            | MARKET VALUE        | PERCENT       |
|--|---------------------|---------------------|---------------|
|  CASH AND EQUIVALENTS | 944,395.59          | 944,395.59          | 47.2%         |
|  FIXED INCOME         | 1,049,800.00        | 1,055,420.10        | 52.8%         |
| <b>TOTAL ASSETS</b>  | <b>1,994,195.59</b> | <b>1,999,815.69</b> | <b>100.0%</b> |
| ACCRUED INCOME<br>OTHER  | 5,903.41            | 5,903.41            |               |
| <b>TOTAL ACCRUED INCOME</b>  | <b>5,903.41</b>     | <b>5,903.41</b>     |               |
| <b>TOTAL ASSETS &amp; ACCRUALS</b>   | <b>2,000,099.00</b> | <b>2,005,719.10</b> |               |
| BEGINNING MARKET VALUE   | 1,454,295.65        |                     |               |
| ENDING MARKET VALUE  | 2,005,719.10        |                     |               |



**ACTIVITY SUMMARY**

|                          | THIS PERIOD  | YEAR<br>TO DATE | REALIZED CAPITAL GAINS / LOSSES |                 |
|--------------------------|--------------|-----------------|---------------------------------|-----------------|
|                          |              |                 | THIS PERIOD                     | YEAR<br>TO DATE |
| BEGINNING MARKET VALUE   | 1,449,364.79 | 1,464,897.53    |                                 |                 |
| DIVIDENDS AND INTEREST   | 694.57       | 9,932.01        |                                 |                 |
| OTHER RECEIPTS           | 550,000.00   | 950,000.00      | SHORT TERM                      | 0.00            |
| DISBURSEMENTS            | 0.00         | 425,000.00      | <b>TOTAL GAINS / LOSSES</b>     | <b>0.00</b>     |
| FEES                     | 815.72       | 6,313.65        |                                 |                 |
| NET CASH SALES/PURCHASES | 549,878.85   | 528,618.36      |                                 |                 |
| CHANGE IN MARKET VALUE   | 550,450.90   | 534,918.16      |                                 |                 |
| ENDING MARKET VALUE      | 1,999,815.69 | 1,999,815.69    |                                 |                 |
|                          |              |                 | INVESTMENT PERFORMANCE          |                 |
|                          |              |                 | THIS PERIOD                     | YEAR<br>TO DATE |
|                          |              |                 | RATE OF RETURN                  | 0.09%           |
|                          |              |                 |                                 | 1.11%           |

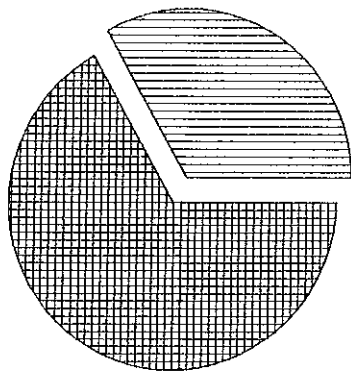
ACCOUNT NUMBER:

STATEMENT PERIOD: AUGUST 01, 2015 THROUGH AUGUST 31, 2015

## PORTFOLIO DETAIL

| DESCRIPTION                       | MARKET VALUE/ PRICE | TAX COST/ UNREALIZED GAIN/LOSS | EST ANNUAL INCOME/ ACCRUED INC | CURRENT YIELD |
|-----------------------------------|---------------------|--------------------------------|--------------------------------|---------------|
| <b>CASH AND EQUIVALENTS</b>       |                     |                                |                                |               |
| FIRST ADVISORS MONEY MARKET .25%  | 944,395.59          | 944,395.59                     | 2,360.99                       | 0.25          |
|                                   | 1.00                | 0.00                           | 196.75                         |               |
| <b>TOTAL CASH AND EQUIVALENTS</b> | <b>944,395.59</b>   | <b>944,395.59</b>              | <b>2,360.99</b>                | <b>0.25</b>   |
|                                   |                     | 0.00                           | 196.75                         |               |

## BOND QUALITY SUMMARY



| S & P QUALITY RATING | MARKET VALUE        | PERCENT       |
|----------------------|---------------------|---------------|
| TREASURY / AGENCY    | 352,485.35          | 33.4%         |
| NOT RATED            | 702,934.75          | 66.6%         |
| <b>Total</b>         | <b>1,055,420.10</b> | <b>100.0%</b> |

| DESCRIPTION                                       | RATING | PAR VALUE  | MARKET VALUE/ PRICE | TAX COST/ UNREALIZED GAIN/LOSS | EST ANNUAL INCOME/ ACCRUED INC | CURRENT YIELD |
|---|--------|------------|---------------------|--------------------------------|--------------------------------|---------------|
| <b>FIXED INCOME</b>                               |        |            |                     |                                |                                |               |
| ALLY BANK MIDVALE UT CD 1%<br>10/11/2016          |        | 50,000.000 | 50,160.00<br>100.32 | 50,000.00<br>160.00            | 500.00<br>198.09               | 1.00          |
| AMERICAN EXPRESS CENTURION CD<br>2.05% 09/12/2018 |        | 50,000.000 | 50,405.50<br>100.81 | 50,000.00<br>405.50            | 1,025.00<br>481.86             | 2.03          |
| AMERICAN EXPRESS CENTURION CD<br>2% 11/28/2018    |        | 50,000.000 | 50,253.00<br>100.51 | 50,000.00<br>253.00            | 1,000.00<br>260.87             | 1.99          |
| BMW BANK NORTH AMERICA UT CD<br>1.75% 04/13/2017  |        | 50,000.000 | 50,701.00<br>101.40 | 50,000.00<br>701.00            | 875.00<br>337.09               | 1.73          |
| DISCOVER BANK CD .5% 10/08/2015                   |        | 50,000.000 | 50,016.00<br>100.03 | 50,000.00<br>16.00             | 250.00                         | 0.50          |
| EVERBANK JACKSONVILLE FL CD 1.1%<br>11/30/2017    |        | 50,000.000 | 50,427.00<br>100.85 | 50,000.00<br>427.00            | 550.00<br>140.49               | 1.09          |
| FHLB CONS BD 1.16% 07/10/2018                     | AA+    | 50,000.000 | 49,738.50<br>99.48  | 49,296.87<br>441.63            | 580.00<br>82.17                | 1.17          |
| FFCB .7% 04/11/2017                               | AA+    | 50,000.000 | 49,822.50<br>99.65  | 49,515.63<br>306.87            | 350.00<br>136.11               | 0.70          |

ACCOUNT NUMBER:

STATEMENT PERIOD: AUGUST 01, 2015 THROUGH AUGUST 31, 2015

**PORTFOLIO DETAIL ( CONTINUED )**

| DESCRIPTION   | RATING | PAR VALUE  | MARKET VALUE/<br>PRICE | TAX COST/<br>UNREALIZED<br>GAIN/LOSS | EST ANNUAL<br>INCOME/<br>ACCRUED INC | CURRENT<br>YIELD |
|---|--------|------------|------------------------|--------------------------------------|--------------------------------------|------------------|
| <b>FIXED INCOME</b>                                     |        |            |                        |                                      |                                      |                  |
| FFCB 2.18% 09/20/2021                                   | AA+    | 50,000.000 | 49,812.00<br>99.62     | 49,937.50<br>125.50-                 | 1,090.00<br>487.47                   | 2.19             |
| FNMA 2.1% 11/23/2021                                    | AA+    | 50,000.000 | 49,240.00<br>98.48     | 48,900.00<br>340.00                  | 1,050.00<br>285.83                   | 2.13             |
| FNMA CALL 1.5% 11/27/2020-2015                          | AA+    | 30,000.000 | 29,336.10<br>97.79     | 27,150.00<br>2,186.10                | 450.00<br>117.50                     | 1.53             |
| FNMA CALL 1.2% 06/24/2019                               | AA+    | 25,000.000 | 24,763.25<br>99.05     | 25,000.00<br>236.75-                 | 300.00<br>55.83                      | 1.21             |
| FNMA 1.05% 02/27/2018                                   | AA+    | 50,000.000 | 49,969.50<br>99.94     | 50,000.00<br>30.50-                  | 525.00<br>5.83                       | 1.05             |
| FNMA CALL 1.75% 09/25/2020                              | AA+    | 50,000.000 | 49,803.50<br>99.61     | 50,000.00<br>196.50-                 | 875.00<br>379.17                     | 1.76             |
| GE MONEY BANK DRAPER UT CD 1.85%<br>09/09/2016          |        | 50,000.000 | 50,624.00<br>101.25    | 50,000.00<br>624.00                  | 925.00<br>442.39                     | 1.83             |
| GE MONEY BANK DRAPER UT CD 2.5%<br>08/22/2016           |        | 25,000.000 | 25,450.25<br>101.80    | 25,000.00<br>450.25                  | 625.00<br>20.38                      | 2.46             |
| GE CAPITAL FINANCIAL INC CD 2.1%<br>12/29/2016          |        | 25,000.000 | 25,426.50<br>101.71    | 25,000.00<br>426.50                  | 525.00<br>91.80                      | 2.06             |
| GOLDMAN SACHS BANK USA USA NY CD<br>2.05% 11/30/2016    |        | 50,000.000 | 50,801.00<br>101.60    | 50,000.00<br>801.00                  | 1,025.00<br>261.82                   | 2.02             |
| GOLDMAN SACHS BANK USA USA NY CD<br>2.05% 09/26/2019    |        | 50,000.000 | 49,965.00<br>99.93     | 50,000.00<br>35.00-                  | 1,025.00<br>442.87                   | 2.05             |
| GOLDMAN SACHS BANK USA NY CD<br>1.75% 03/06/2020        |        | 50,000.000 | 49,084.50<br>98.17     | 50,000.00<br>915.50-                 | 875.00<br>425.61                     | 1.78             |
| JP MORGAN CHASE BANK CD 2%<br>03/19/2020                |        | 50,000.000 | 49,586.00<br>99.17     | 50,000.00<br>414.00-                 | 1,000.00<br>202.19                   | 2.02             |
| SALLIE MAE BANK SALT LAKE CITY<br>UT CD 2.1% 09/10/2019 |        | 50,000.000 | 49,891.00<br>99.78     | 50,000.00<br>109.00-                 | 1,050.00<br>499.32                   | 2.10             |
| THIRD FED SVGS & LN ASSN CD<br>1.65% 12/28/2018         |        | 50,000.000 | 50,144.00<br>100.29    | 50,000.00<br>144.00                  | 825.00<br>351.97                     | 1.65             |
| <b>TOTAL FIXED INCOME</b>                               |        |            | <b>1,055,420.10</b>    | <b>1,049,800.00</b><br>5,620.10      | <b>17,295.00</b><br>5,706.66         | <b>1.64</b>      |
| <b>TOTAL ASSETS</b>                                     |        |            | <b>1,999,815.69</b>    | <b>1,994,195.59</b><br>5,620.10      | <b>19,655.99</b><br>5,903.41         | <b>0.98</b>      |
| <b>TOTAL ACCRUED INC</b>                                |        |            | <b>5,903.41</b>        | <b>5,903.41</b>                      |                                      |                  |
| <b>GRAND TOTAL ASSETS</b>                               |        |            | <b>2,005,719.10</b>    | <b>2,000,099.00</b><br>5,620.10      | <b>19,655.99</b><br>5,903.41         | <b>0.98</b>      |

ACCOUNT NUMBER:

STATEMENT PERIOD: AUGUST 01, 2015 THROUGH AUGUST 31, 2015

Performance You Can Trust

**TRANSACTION DETAIL**

| DATE                        | QUANTITY    | DESCRIPTION   | TRANSACTION TYPE | CASH        | COST BASIS   |
|-----------------------------|-------------|---|------------------|-------------|--------------|
| 08/01/15                    |             | <b>BEGINNING BALANCE</b>  |                  | 0.00        | 1,444,316.74 |
| <b>DIVIDENDS</b>            |             |   |                  |             |              |
| 08/03/15                    |             | MM0000099<br>DIVIDEND ON FIRST ADVISORS MONEY<br>MARKET .25% PAYABLE 07/31/2015<br>EFFECTIVE 07/31/2015                         | DIVIDEND         | 122.14      |              |
| <b>TOTAL DIVIDENDS</b>      |             |   |                  | 122.14      | 0.00         |
| <b>INTEREST</b>             |             |   |                  |             |              |
| 08/20/15                    |             | 36159AXD7<br>INTEREST ON 25,000 UNITS GE<br>MONEY BANK DRAPER UT CD 2.5%<br>08/22/2016 PAYABLE 08/20/2015                       | INTEREST RCVD    | 309.93      |              |
| 08/27/15                    |             | 3136G1DG1<br>INTEREST ON 50,000 UNITS FNMA<br>1.05% 02/27/2018 PAYABLE<br>08/27/2015  | INTEREST RCVD    | 262.50      |              |
| <b>TOTAL INTEREST</b>       |             |   |                  | 572.43      | 0.00         |
| <b>OTHER RECEIPTS</b>       |             |   |                  |             |              |
| 08/14/15                    |             | RECEIVED FROM TOWN OF LAMOINE<br>TRANSFER FROM THE FIRST N.A. CKG<br>PER EMAILED REQUEST FROM STU<br>MARCKOON                   | CASH RCVD        | 250,000.00  |              |
| 08/28/15                    |             | RECEIVED FROM TOWN OF LAMOINE<br>TRANSFER FROM THE FIRST N.A. CKG<br>ACCT PER EMAILED REQUEST FROM<br>STU MARCKOON              | CASH RCVD        | 300,000.00  |              |
| <b>TOTAL OTHER RECEIPTS</b> |             |   |                  | 550,000.00  | 0.00         |
| <b>PURCHASES</b>            |             |   |                  |             |              |
| 08/31/15                    | 549,878.850 | MM0000099<br>NET DEPOSIT FIRST ADVISORS MONEY<br>MARKET .25%  | NET CASH MGMT    | 549,878.85- | 549,878.85   |
| <b>TOTAL PURCHASES</b>      |             |   |                  | 549,878.85- | 549,878.85   |
| <b>FEEES</b>                |             |   |                  |             |              |
| 08/07/15                    |             | FEE TO FIRST ADVISORS<br>FOR THE PERIOD ENDING 07/31/2015<br>BASED ON<br>AVERAGE MARKET VALUE___1,359.53<br>DISCOUNT_____543.81 | DISBURSEMENT     | 815.72-     |              |
| <b>TOTAL FEEES</b>          |             |   |                  | 815.72-     | 0.00         |
| 08/31/15                    |             | <b>ENDING BALANCE</b>   |                  | 0.00        | 1,994,195.59 |