

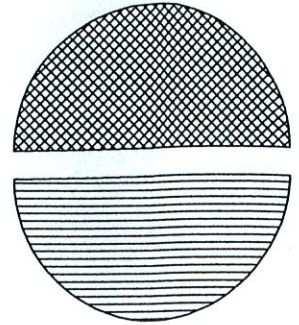


ACCOUNT NUMBER: ~~XXXXXXXXXX~~

STATEMENT PERIOD: SEPTEMBER 01, 2015 THROUGH SEPTEMBER 30, 2015

**PORTFOLIO SUMMARY**

	TAX COST	MARKET VALUE	PERCENT
 CASH AND EQUIVALENTS	1, 117, 638. 03	1, 117, 638. 03	50. 2%
 FIXED INCOME	1, 098, 864. 50	1, 107, 233. 65	49. 8%
<b>TOTAL ASSETS</b>	<b>2, 216, 502. 53</b>	<b>2, 224, 871. 68</b>	<b>100. 0%</b>
ACCRUED INCOME OTHER	3, 522. 94	3, 522. 94	
<b>TOTAL ACCRUED INCOME</b>	<b>3, 522. 94</b>	<b>3, 522. 94</b>	
<b>TOTAL ASSETS &amp; ACCRUALS</b>	<b>2, 220, 025. 47</b>	<b>2, 228, 394. 62</b>	
BEGINNING MARKET VALUE	2, 005, 719. 10		
ENDING MARKET VALUE	2, 228, 394. 62		



**ACTIVITY SUMMARY**

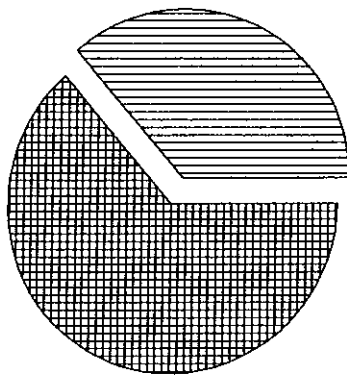
	THIS PERIOD	YEAR TO DATE	REALIZED CAPITAL GAINS / LOSSES	
			THIS PERIOD	YEAR TO DATE
BEGINNING MARKET VALUE	1, 999, 815. 69	1, 464, 897. 53		
DIVIDENDS AND INTEREST	4, 048. 95	13, 980. 96		
OTHER RECEIPTS	389, 074. 49	1, 339, 074. 49		
DISBURSEMENTS	170, 000. 00-	595, 000. 00-	SHORT TERM	0. 00
FEEs	816. 50-	7, 130. 15-	TOTAL GAINS / LOSSES	0. 00
NET CASH SALES/PURCHASES	222, 306. 94-	750, 925. 30-		
CHANGE IN MARKET VALUE	225, 055. 99	759, 974. 15		
<b>ENDING MARKET VALUE</b>	<b>2, 224, 871. 68</b>	<b>2, 224, 871. 68</b>		
			INVESTMENT PERFORMANCE	
			THIS PERIOD	YEAR TO DATE
			RATE OF RETURN	0. 34%
				1. 57%

Performance You Can Trust

## PORTFOLIO DETAIL

DESCRIPTION	MARKET VALUE/ PRICE	TAX COST/ UNREALIZED GAIN/LOSS	EST ANNUAL INCOME/ ACCRUED INC	CURRENT YIELD
<b>CASH AND EQUIVALENTS</b>				
FIRST ADVISORS MONEY MARKET .25%	1,117,638.03 1.00	1,117,638.03 0.00	2,794.10 232.84	0.25
<b>TOTAL CASH AND EQUIVALENTS</b>	<b>1,117,638.03</b>	<b>1,117,638.03</b> 0.00	<b>2,794.10</b> 232.84	<b>0.25</b>

## BOND QUALITY SUMMARY



S & P QUALITY RATING	MARKET VALUE	PERCENT
TREASURY / AGENCY	404,046.40	36.5%
NOT RATED	703,187.25	63.5%
<b>Total</b>	<b>1,107,233.65</b>	<b>100.0%</b>

DESCRIPTION	RATING	PAR VALUE	MARKET VALUE/ PRICE	TAX COST/ UNREALIZED GAIN/LOSS	EST ANNUAL INCOME/ ACCRUED INC	CURRENT YIELD
<b>FIXED INCOME</b>						
ALLY BANK MIDVALE UT CD 1% 10/11/2016		50,000.000	50,172.50 100.35	50,000.00 172.50	500.00 239.07	1.00
AMERICAN EXPRESS CENTURION CD 2.05% 09/12/2018		50,000.000	50,447.50 100.90	50,000.00 447.50	1,025.00 53.50	2.03
AMERICAN EXPRESS CENTURION CD 2% 11/28/2018		50,000.000	50,297.00 100.59	50,000.00 297.00	1,000.00 342.39	1.99
BMW BANK NORTH AMERICA UT CD 1.75% 04/13/2017		50,000.000	50,700.50 101.40	50,000.00 700.50	875.00 408.81	1.73
DISCOVER BANK CD .5% 10/08/2015		50,000.000	50,001.50 100.00	50,000.00 1.50	250.00	0.50
EVERBANK JACKSONVILLE FL CD 1.1% 11/30/2017		50,000.000	50,454.50 100.91	50,000.00 454.50	550.00 185.33	1.09
FHLB CONS BD 1.16% 07/10/2018	AA+	50,000.000	49,894.00 99.79	49,296.87 597.13	580.00 130.50	1.16
FFCB .7% 04/11/2017	AA+	50,000.000	49,913.00 99.83	49,515.63 397.37	350.00 165.28	0.70

**PORTFOLIO DETAIL ( CONTINUED )**

DESCRIPTION	RATING	PAR VALUE	MARKET VALUE/ PRICE	TAX COST/ UNREALIZED GAIN/LOSS	EST ANNUAL INCOME/ ACCRUED INC	CURRENT YIELD
<b>FIXED INCOME</b>						
FFCB 2.18% 09/20/2021	AA+	50,000.000	50,010.50 100.02	49,937.50 73.00	1,090.00 33.31	2.18
FNMA CALL 2.12% 12/27/2022	AA+	50,000.000	49,584.00 99.17	49,064.50 519.50	1,060.00 276.78	2.14
FNMA 2.1% 11/23/2021	AA+	50,000.000	49,668.00 99.34	48,900.00 768.00	1,050.00 373.33	2.11
FNMA CALL 1.5% 11/27/2020-2015	AA+	30,000.000	29,616.90 98.72	27,150.00 2,466.90	450.00 155.00	1.52
FNMA CALL 1.2% 06/24/2019	AA+	25,000.000	24,911.00 99.64	25,000.00 89.00-	300.00 80.83	1.20
FNMA 1.05% 02/27/2018	AA+	50,000.000	50,196.00 100.39	50,000.00 196.00	525.00 49.58	1.05
FNMA CALL 1.75% 09/25/2020	AA+	50,000.000	50,253.00 100.51	50,000.00 253.00	875.00 14.58	1.74
GE MONEY BANK DRAPER UT CD 1.85% 09/09/2016		50,000.000	50,592.50 101.19	50,000.00 592.50	925.00 55.91	1.83
GE MONEY BANK DRAPER UT CD 2.5% 08/22/2016		25,000.000	25,420.75 101.68	25,000.00 420.75	625.00 71.33	2.46
GE CAPITAL FINANCIAL INC CD 2.1% 12/29/2016		25,000.000	25,413.50 101.65	25,000.00 413.50	525.00 134.84	2.07
GOLDMAN SACHS BANK USA USA NY CD 2.05% 11/30/2016		50,000.000	50,773.00 101.55	50,000.00 773.00	1,025.00 345.38	2.02
GOLDMAN SACHS BANK USA USA NY CD 2.05% 09/26/2019		50,000.000	50,006.00 100.01	50,000.00 6.00	1,025.00 14.08	2.05
GOLDMAN SACHS BANK USA NY CD 1.75% 03/06/2020		50,000.000	49,144.00 98.29	50,000.00 856.00-	875.00 60.10	1.78
JP MORGAN CHASE BANK CD 2% 03/19/2020		50,000.000	49,635.50 99.27	50,000.00 364.50-	1,000.00 32.79	2.01
SALLIE MAE BANK SALT LAKE CITY UT CD 2.1% 09/10/2019		50,000.000	49,936.50 99.87	50,000.00 63.50-	1,050.00 60.58	2.10
THIRD FED SVGS & LN ASSN CD 1.65% 12/28/2018		50,000.000	50,192.00 100.38	50,000.00 192.00	825.00 6.80	1.64
<b>TOTAL FIXED INCOME</b>			<b>1,107,233.65</b>	<b>1,098,864.50</b> <b>8,369.15</b>	<b>18,355.00</b> <b>3,290.10</b>	<b>1.66</b>
<b>TOTAL ASSETS</b>			<b>2,224,871.68</b>	<b>2,216,502.53</b> <b>8,369.15</b>	<b>21,149.10</b> <b>3,522.94</b>	<b>0.95</b>
<b>TOTAL ACCRUED INC</b>			<b>3,522.94</b>	<b>3,522.94</b>		
<b>GRAND TOTAL ASSETS</b>			<b>2,228,394.62</b>	<b>2,220,025.47</b> <b>8,369.15</b>	<b>21,149.10</b> <b>3,522.94</b>	<b>0.95</b>

Performance You Can Trust

**TRANSACTION DETAIL**

DATE	QUANTITY	DESCRIPTION	TRANSACTION TYPE	CASH	COST BASIS
09/01/15		<b>BEGINNING BALANCE</b>		0.00	1,994,195.59
<b>DIVIDENDS</b>					
09/01/15		MM0000099 DIVIDEND ON FIRST ADVISORS MONEY MARKET .25% PAYABLE 08/31/2015 EFFECTIVE 08/31/2015	DIVIDEND	122.73	
<b>TOTAL DIVIDENDS</b>				122.73	0.00
<b>INTEREST</b>					
09/03/15		3135G0SV6 ACCRUED INTEREST PAID 50,000 UNITS FNMA CALL 2.12% 12/27/2022	ACCRUEDINT	194.34-	
09/08/15		38147JAS1 INTEREST ON 50,000 UNITS GOLDMAN SACHS BANK USA NY CD 1.75% 03/06/2020 PAYABLE 09/06/2015 EFFECTIVE 09/06/2015	INTERESTRCVD	441.10	
09/09/15		36159A6D7 INTEREST ON 50,000 UNITS GE MONEY BANK DRAPER UT CD 1.85% 09/09/2016 PAYABLE 09/09/2015	INTERESTRCVD	466.30	
09/10/15		795450SY2 INTEREST ON 50,000 UNITS SALLIE MAE BANK SALT LAKE CITY UT CD 2.1% 09/10/2019 PAYABLE	INTERESTRCVD	529.32	
09/14/15		02587DTH1 INTEREST ON 50,000 UNITS AMERICAN EXPRESS CENTURION CD 2.05% 09/12/2018 PAYABLE 09/12/2015 EFFECTIVE 09/12/2015	INTERESTRCVD	516.70	
09/21/15		48125T3G8 INTEREST ON 50,000 UNITS JP MORGAN CHASE BANK CD 2% 03/19/2020 PAYABLE 09/19/2015 EFFECTIVE 09/19/2015	INTERESTRCVD	252.05	
09/21/15		3133EAX45 INTEREST ON 50,000 UNITS FFCB 2.18% 09/20/2021 PAYABLE 09/20/2015 EFFECTIVE 09/20/2015	INTERESTRCVD	545.00	
09/25/15		3136G1HY8 INTEREST ON 50,000 UNITS FNMA CALL 1.75% 09/25/2020 PAYABLE 09/25/2015	INTERESTRCVD	437.50	
09/28/15		38143AG74 INTEREST ON 50,000 UNITS GOLDMAN SACHS BANK USA USA NY CD 2.05% 09/26/2019 PAYABLE 09/26/2015 EFFECTIVE 09/26/2015	INTERESTRCVD	516.70	
09/28/15		88413QAL2 INTEREST ON 50,000 UNITS THIRD FED SVGS & LN ASSN CD 1.65% 12/28/2018 PAYABLE 09/28/2015	INTERESTRCVD	415.89	
<b>TOTAL INTEREST</b>				3,926.22	0.00

*Performance You Can Trust*

**TRANSACTION DETAIL ( CONTINUED )**

DATE	QUANTITY	DESCRIPTION	TRANSACTION TYPE	CASH	COST BASIS
<b>OTHER RECEIPTS</b>					
09/11/15		RECEIVED FROM FIRST CHECKING #XXXXXX624	CASH RCVD	389,074.49	
<b>TOTAL OTHER RECEIPTS</b>				<b>389,074.49</b>	<b>0.00</b>
<b>PURCHASES</b>					
09/03/15	50,000.000	3135G0SV6 PURCHASED 50,000 UNITS FNMA CALL 2.12% 12/27/2022 ON 09/02/2015 AT 98.129 THRU FIRST TENNESSEE BANK NA MM0000099	BUY	49,064.50-	49,064.50
09/30/15	173,242.440	NET DEPOSIT FIRST ADVISORS MONEY MARKET .25%	NET CASH MGMT	173,242.44-	173,242.44
<b>TOTAL PURCHASES</b>				<b>222,306.94-</b>	<b>222,306.94</b>
<b>FEES</b>					
09/08/15		FEE TO FIRST ADVISORS FOR THE PERIOD ENDING 08/31/2015 BASED ON AVERAGE MARKET VALUE 1,360.84 DISCOUNT 544.34	DISBURSEMENT	816.50-	
<b>TOTAL FEES</b>				<b>816.50-</b>	<b>0.00</b>
<b>OTHER DISBURSEMENTS</b>					
09/23/15		DISTRIBUTION BY WIRE PAID TO TOWN OF LAMOINE	DISBURSEMENT	170,000.00-	
<b>TOTAL OTHER DISBURSEMENTS</b>				<b>170,000.00-</b>	<b>0.00</b>
09/30/15		<b>ENDING BALANCE</b>		<b>0.00</b>	<b>2,216,502.53</b>