

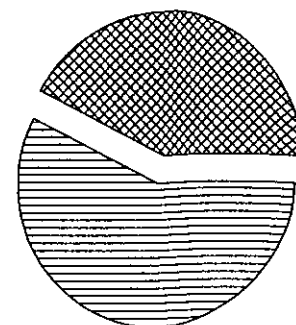


ACCOUNT NUMBER:

STATEMENT PERIOD: NOVEMBER 01, 2015 THROUGH NOVEMBER 30, 2015

PORTFOLIO SUMMARY

	TAX COST	MARKET VALUE	PERCENT
 CASH AND EQUIVALENTS	819,160.42	819,160.42	42.6%
 FIXED INCOME	1,099,392.63	1,105,997.75	57.4%
TOTAL ASSETS	1,918,553.05	1,925,158.17	100.0%
ACCRUED INCOME OTHER	3,788.80	3,788.80	
TOTAL ACCRUED INCOME	3,788.80	3,788.80	
TOTAL ASSETS & ACCRUALS	1,922,341.85	1,928,946.97	
BEGINNING MARKET VALUE	2,179,304.03		
ENDING MARKET VALUE	1,928,946.97		



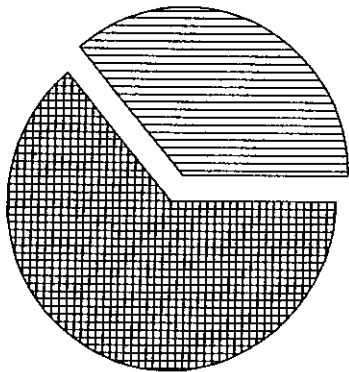
ACTIVITY SUMMARY

	THIS PERIOD	YEAR TO DATE	REALIZED CAPITAL GAINS / LOSSES	
			THIS PERIOD	YEAR TO DATE
BEGINNING MARKET VALUE	2,175,227.96	1,464,897.53		
DIVIDENDS AND INTEREST	2,071.78	17,540.96		
OTHER RECEIPTS	0.00	1,339,074.49		
DISBURSEMENTS	250,000.00-	895,000.00-	LONG TERM	0.00
FEEs	1,104.67-	9,342.76-	SHORT TERM	0.00
NET CASH SALES/PURCHASES	249,032.89	452,272.69-	TOTAL GAINS / LOSSES	0.00
CHANGE IN MARKET VALUE	250,069.79-	460,260.64		953.13
ENDING MARKET VALUE	1,925,158.17	1,925,158.17	INVESTMENT PERFORMANCE	
			THIS PERIOD	YEAR TO DATE
			RATE OF RETURN	0.05%
				1.74%

PORTFOLIO DETAIL

DESCRIPTION	MARKET VALUE/ PRICE	TAX COST/ UNREALIZED GAIN/LOSS	EST ANNUAL INCOME/ ACCRUED INC	CURRENT YIELD
CASH AND EQUIVALENTS				
FIRST ADVISORS MONEY MARKET .25%	819,160.42 1.00	819,160.42 0.00	2,047.90 170.66	0.25
TOTAL CASH AND EQUIVALENTS	819,160.42	819,160.42	2,047.90 170.66	0.25

BOND QUALITY SUMMARY



S & P QUALITY RATING	MARKET VALUE	PERCENT
TREASURY / AGENCY	401,610.25	36.3%
NOT RATED	704,387.50	63.7%
Total	1,105,997.75	100.0%

DESCRIPTION	RATING	PAR VALUE	MARKET VALUE/ PRICE	TAX COST/ UNREALIZED GAIN/LOSS	EST ANNUAL INCOME/ ACCRUED INC	CURRENT YIELD
FIXED INCOME						
ALLY BANK MIDVALE UT CD 1% 10/11/2016		50,000.000	50,187.50 100.38	50,000.00 187.50	500.00 72.40	1.00
AMERICAN EXPRESS CENTURION CD 2.05% 09/12/2018		50,000.000	50,575.00 101.15	50,000.00 575.00	1,025.00 225.27	2.03
AMERICAN EXPRESS CENTURION CD 2% 11/28/2018		50,000.000	50,451.50 100.90	50,000.00 451.50	1,000.00 8.24	1.98
BMW BANK NORTH AMERICA UT CD 1.75% 04/13/2017		50,000.000	50,694.00 101.39	50,000.00 694.00	875.00 117.14	1.73
CAPITAL ONE BANK USA NA CD 2% 10/07/2019		50,000.000	50,136.50 100.27	50,000.00 136.50	1,000.00 150.27	1.99
EVERBANK JACKSONVILLE FL CD 1.1% 11/30/2017		50,000.000	50,502.50 101.01	50,000.00 502.50	550.00 1.51	1.09
FFCB .7% 04/11/2017	AA+	50,000.000	49,889.00 99.78	49,515.63 373.37	350.00 48.61	0.70
FFCB 2.18% 09/20/2021	AA+	50,000.000	50,009.50 100.02	49,937.50 72.00	1,090.00 214.97	2.18

PORTFOLIO DETAIL (CONTINUED)

DESCRIPTION	RATING	PAR VALUE	MARKET VALUE/ PRICE	TAX COST/ UNREALIZED GAIN/LOSS	EST ANNUAL INCOME/ ACCRUED INC	CURRENT YIELD
FIXED INCOME						
FNMA CALL 2.12% 12/27/2022	AA+	50,000.000	49,071.50 98.14	49,064.50 7.00	1,060.00 453.44	2.16
FNMA 2.1% 11/23/2021	AA+	50,000.000	48,960.00 97.92	48,900.00 60.00	1,050.00 23.33	2.14
FNMA CALL 1.5% 11/27/2020-2015	AA+	30,000.000	29,475.00 98.25	27,150.00 2,325.00	450.00 5.00	1.53
FNMA CALL 1.2% 06/24/2019	AA+	25,000.000	24,676.75 98.71	25,000.00 323.25-	300.00 130.83	1.22
FNMA CALL 1.9% 08/13/2021	AA+	50,000.000	49,558.00 99.12	49,825.00 267.00-	950.00 285.00	1.92
FNMA 1.05% 02/27/2018	AA+	50,000.000	49,960.50 99.92	50,000.00 39.50-	525.00 137.08	1.05
FNMA CALL 1.75% 09/25/2020	AA+	50,000.000	50,010.00 100.02	50,000.00 10.00	875.00 160.42	1.75
GE MONEY BANK DRAPER UT CD 1.85% 09/09/2016		50,000.000	50,526.00 101.05	50,000.00 526.00	925.00 210.92	1.83
GE MONEY BANK DRAPER UT CD 2.5% 08/22/2016		25,000.000	25,360.75 101.44	25,000.00 360.75	625.00 174.93	2.46
GE CAPITAL FINANCIAL INC CD 2.1% 12/29/2016		25,000.000	25,385.75 101.54	25,000.00 385.75	525.00 222.34	2.07
GOLDMAN SACHS BANK USA USA NY CD 2.05% 11/30/2016		50,000.000	50,712.50 101.43	50,000.00 712.50	1,025.00 2.82	2.02
GOLDMAN SACHS BANK USA USA NY CD 2.05% 09/26/2019		50,000.000	50,188.50 100.38	50,000.00 188.50	1,025.00 185.85	2.04
GOLDMAN SACHS BANK USA NY CD 1.75% 03/06/2020		50,000.000	49,358.50 98.72	50,000.00 641.50-	875.00 206.73	1.77
JP MORGAN CHASE BANK CD 2% 03/19/2020		50,000.000	49,831.50 99.66	50,000.00 168.50-	1,000.00 199.45	2.01
SALLIE MAE BANK SALT LAKE CITY UT CD 2.1% 09/10/2019		50,000.000	50,119.50 100.24	50,000.00 119.50	1,050.00 236.54	2.09
THIRD FED SVGS & LN ASSN CD 1.65% 12/28/2018		50,000.000	50,357.50 100.72	50,000.00 357.50	825.00 145.05	1.64
TOTAL FIXED INCOME			1,105,997.75	1,099,392.63 6,605.12	19,475.00 3,618.14	1.76
TOTAL ASSETS			1,925,158.17	1,918,553.05 6,605.12	21,522.90 3,788.80	1.12
TOTAL ACCRUED INC			3,788.80	3,788.80		
GRAND TOTAL ASSETS			1,928,946.97	1,922,341.85 6,605.12	21,522.90 3,788.80	1.12

Performance You Can Trust

TRANSACTION DETAIL

DATE	QUANTITY	DESCRIPTION	TRANSACTION TYPE	CASH	COST BASIS
11/01/15		BEGINNING BALANCE		0.00	2,167,585.94
DIVIDENDS					
11/02/15		MM0000099 DIVIDEND ON FIRST ADVISORS MONEY MARKET .25% PAYABLE 10/31/2015 EFFECTIVE 10/31/2015	DIVIDEND	240.08	
TOTAL DIVIDENDS				240.08	0.00
INTEREST					
11/05/15		3136G1CP2 ACCRUED INTEREST PAID 50,000 UNITS FNMA CALL 1.9% 08/13/2021	ACCRUED INT	216.39-	
11/23/15		3136G05P2 INTEREST ON 50,000 UNITS FNMA 2.1% 11/23/2021 PAYABLE 11/23/2015	INTEREST RCVD	525.00	
11/27/15		3136G06A4 INTEREST ON 30,000 UNITS FNMA CALL 1.5% 11/27/2020-2015 PAYABLE 11/27/2015	INTEREST RCVD	225.00	
11/30/15		29976DPY0 INTEREST ON 50,000 UNITS EVERBANK JACKSONVILLE FL CD 1.1% 11/30/2017 PAYABLE 11/30/2015	INTEREST RCVD	277.26	
11/30/15		38143ACS2 INTEREST ON 50,000 UNITS GOLDMAN SACHS BANK USA USA NY CD 2.05% 11/30/2016 PAYABLE 11/30/2015	INTEREST RCVD	516.71	
11/30/15		02587DWJ3 INTEREST ON 50,000 UNITS AMERICAN EXPRESS CENTURION CD 2% 11/28/2018 PAYABLE 11/28/2015 EFFECTIVE 11/28/2015	INTEREST RCVD	504.12	
TOTAL INTEREST				1,831.70	0.00
PURCHASES					
11/05/15	50,000.000	3136G1CP2 PURCHASED 50,000 UNITS FNMA CALL 1.9% 08/13/2021 ON 11/04/2015 AT 99.65 THRU FIRST TENNESSEE BANK NA	BUY	49,825.00-	49,825.00
TOTAL PURCHASES				49,825.00-	49,825.00
FEEES					
11/06/15		FEE TO FIRST ADVISORS FOR THE PERIOD ENDING 10/31/2015 BASED ON AVERAGE MARKET VALUE ____1,841.11 DISCOUNT _____736.44	DISBURSEMENT	1,104.67-	
TOTAL FEEES				1,104.67-	0.00

TRANSACTION DETAIL (CONTINUED)

DATE	QUANTITY	DESCRIPTION	TRANSACTION TYPE	CASH	COST BASIS
OTHER DISBURSEMENTS					
11/03/15		DISTRIBUTION BY WIRE PAID TO TOWN OF LAMOINE TRANSFER TO THE FIRST N.A. CKG. ENDING IN 8624 PER E MAILED REQUEST FROM STU MARCKOON	DISBURSEMENT	70,000.00-	
11/16/15		DISTRIBUTION BY WIRE PAID TO TOWN OF LAMOINE	DISBURSEMENT	180,000.00-	
TOTAL OTHER DISBURSEMENTS				250,000.00-	0.00
SALES AND MATURITIES					
11/30/15	298,857.890-	MM0000099 NET WITHDRAWAL FIRST ADVISORS MONEY MARKET .25%	NET CASH MGMT	298,857.89	298,857.89-
TOTAL SALES AND MATURITIES				298,857.89	298,857.89-
11/30/15		ENDING BALANCE		0.00	1,918,553.05