

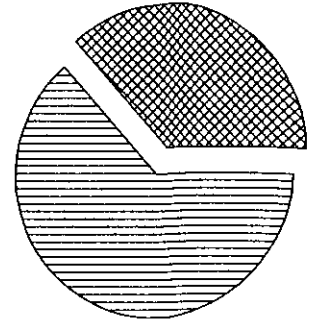


ACCOUNT NUMBER: _____

STATEMENT PERIOD: DECEMBER 01, 2015 THROUGH DECEMBER 31, 2015

PORTFOLIO SUMMARY

	TAX COST	MARKET VALUE	PERCENT
 CASH AND EQUIVALENTS	669,532.95	669,532.95	36.8%
 FIXED INCOME	1,149,392.63	1,150,520.65	63.2%
TOTAL ASSETS	1,818,925.58	1,820,053.60	100.0%
ACCRUED INCOME OTHER	4,219.29	4,219.29	
TOTAL ACCRUED INCOME	4,219.29	4,219.29	
TOTAL ASSETS & ACCRUALS	1,823,144.87	1,824,272.89	
BEGINNING MARKET VALUE	1,928,946.97		
ENDING MARKET VALUE	1,824,272.89		



ACTIVITY SUMMARY

	THIS PERIOD	YEAR TO DATE	REALIZED CAPITAL GAINS / LOSSES	
			THIS PERIOD	YEAR TO DATE
BEGINNING MARKET VALUE	1,925,158.17	1,464,897.53		
DIVIDENDS AND INTEREST	1,381.33	18,922.29		
OTHER RECEIPTS	0.00	1,339,074.49		
DISBURSEMENTS	100,000.00-	995,000.00-	LONG TERM	0.00
FEEs	1,008.80-	10,351.56-	SHORT TERM	0.00
NET CASH SALES/PURCHASES	99,627.47	352,645.22-	TOTAL GAINS / LOSSES	0.00
CHANGE IN MARKET VALUE	105,104.57-	355,156.07		953.13
ENDING MARKET VALUE	1,820,053.60	1,820,053.60	INVESTMENT PERFORMANCE	
			THIS PERIOD	YEAR TO DATE
			RATE OF RETURN	0.21-%
				1.46%