

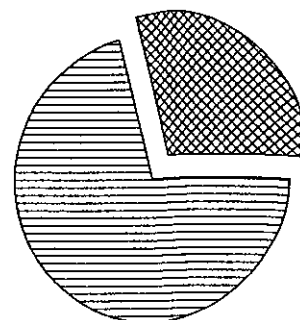


ACCOUNT NUMBER:

STATEMENT PERIOD: DECEMBER 01, 2016 THROUGH DECEMBER 31, 2016

## PORTFOLIO SUMMARY

	TAX COST	MARKET VALUE	PERCENT
 CASH AND EQUIVALENTS	559,406.04	559,406.04	29.3%
 FIXED INCOME	1,353,150.00	1,349,836.18	70.7%
<b>TOTAL ASSETS</b>	<b>1,912,556.04</b>	<b>1,909,242.22</b>	<b>100.0%</b>
ACCRUED INCOME OTHER	4,434.07	4,434.07	
<b>TOTAL ACCRUED INCOME</b>	<b>4,434.07</b>	<b>4,434.07</b>	
<b>TOTAL ASSETS &amp; ACCRUALS</b>	<b>1,916,990.11</b>	<b>1,913,676.29</b>	



BEGINNING MARKET VALUE 2,116,200.33  
 ENDING MARKET VALUE 1,913,676.29

## ACTIVITY SUMMARY

	THIS PERIOD	YEAR TO DATE	REALIZED CAPITAL GAINS / LOSSES	
			THIS PERIOD	YEAR TO DATE
BEGINNING MARKET VALUE	2,112,419.28	1,820,053.60		
DIVIDENDS AND INTEREST	1,526.66	23,311.02		
OTHER RECEIPTS	0.00	1,429,022.45	LONG TERM	0.00
DISBURSEMENTS	190,000.00-	1,350,000.00-	SHORT TERM	0.00
FEES	1,120.45-	11,460.38-	<b>TOTAL GAINS / LOSSES</b>	<b>0.00</b>
NET CASH SALES/PURCHASES	189,593.79	90,873.09-		<b>2,757.37</b>
CHANGE IN MARKET VALUE	203,177.06-	89,188.62		
ENDING MARKET VALUE	1,909,242.22	1,909,242.22	<b>INVESTMENT PERFORMANCE</b>	
			THIS PERIOD	YEAR TO DATE
			RATE OF RETURN	0.57-%
				1.19%

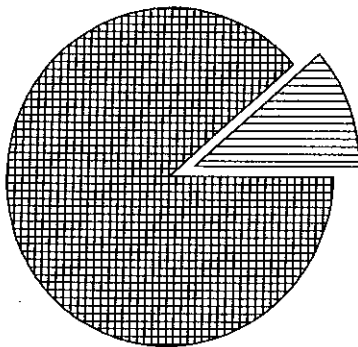
ACCOUNT NUMBER:

STATEMENT PERIOD: DECEMBER 01, 2016 THROUGH DECEMBER 31, 2016

## PORTFOLIO DETAIL

DESCRIPTION	MARKET VALUE/PRICE	TAX COST/UNREALIZED GAIN/LOSS	EST ANNUAL INCOME/ACCRUED INC	CURRENT YIELD
<b>CASH AND EQUIVALENTS</b>				
FIRST ADVISORS MONEY MARKET	559,406.04 1.00	559,406.04 0.00	3,748.02 312.34	0.67
<b>TOTAL CASH AND EQUIVALENTS</b>	<b>559,406.04</b>	<b>559,406.04</b> 0.00	<b>3,748.02</b> 312.34	<b>0.67</b>

## BOND QUALITY SUMMARY



S & P QUALITY RATING	MARKET VALUE	PERCENT
TREASURY / AGENCY	159,313.78	11.8%
NOT RATED	1,190,522.40	88.2%
<b>Total</b>	<b>1,349,836.18</b>	<b>100.0%</b>

DESCRIPTION	RATING	PAR VALUE	MARKET VALUE/PRICE	TAX COST/UNREALIZED GAIN/LOSS	EST ANNUAL INCOME/ACCRUED INC	CURRENT YIELD
<b>FIXED INCOME</b>						
AMERICAN EXPRESS CENTURION CD DTD 09/12/2013 2.05% 09/12/2018		50,000.000	50,608.00 101.22	50,000.00 608.00	1,025.00 314.30	2.03
AMERICAN EXPRESS CENTURION CD DTD 11/28/2014 2% 11/28/2018		50,000.000	50,591.00 101.18	50,000.00 591.00	1,000.00 93.92	1.98
BMW BANK NORTH AMERICA UT CD DTD 04/13/2012 1.75% 04/13/2017		50,000.000	50,166.50 100.33	50,000.00 166.50	875.00 192.31	1.74
BMW BANK NORTH AMERICA SALT LAKE CD DTD 09/14/2016 .75% 09/22/2017		100,000.000	99,896.00 99.90	100,000.00 104.00-	750.00 204.17	0.75
CAPITAL ONE BANK USA NA CD DTD 09/19/2016 1.4% 09/28/2020		100,000.000	98,198.00 98.20	100,000.00 1,802.00-	1,400.00 367.40	1.43
CAPITAL ONE BANK USA NA CD DTD 10/07/2015 2% 10/07/2019		50,000.000	50,693.00 101.39	50,000.00 693.00	1,000.00 236.26	1.97
DISCOVER BANK CD 2.35% 12/21/2023		50,000.000	49,760.50 99.52	50,000.00 239.50-	1,175.00 35.51	2.36

ACCOUNT NUMBER:

STATEMENT PERIOD: DECEMBER 01, 2016 THROUGH DECEMBER 31, 2016

Performance You Can Trust

**PORTFOLIO DETAIL ( CONTINUED )**

DESCRIPTION	RATING	PAR VALUE	MARKET VALUE/ PRICE	TAX COST/ UNREALIZED GAIN/LOSS	EST ANNUAL INCOME/ ACCRUED INC	CURRENT YIELD
<b>FIXED INCOME</b>						
ENERBANK USA UT CD DTD 08/26/2016 1.45% 08/26/2021		50,000.00	48,777.00 97.55	50,000.00 1,223.00-	725.00 11.92	1.49
EVERBANK JACKSONVILLE FL CD DTD 11/30/2012 1.1% 11/30/2017		50,000.00	50,051.50 100.10	50,000.00 51.50	550.00 48.62	1.10
FHLB DTD 02/26/2016 1.69% 02/26/2021-2016	AA+	6,000.00	5,872.98 97.88	6,000.00 127.02-	101.40 35.21	1.73
FNMA CALL DTD 11/27/2012 1.5% 11/27/2020-2015	AA+	30,000.00	29,181.30 97.27	27,150.00 2,031.30	450.00 42.50	1.54
FNMA CALL DTD 12/24/2012 1.2% 06/24/2019	AA+	25,000.00	24,849.50 99.40	25,000.00 150.50-	300.00 5.83	1.21
FNMA DTD 02/27/2013 1.05% 02/27/2018	AA+	50,000.00	49,850.00 99.70	50,000.00 150.00-	525.00 180.83	1.05
FNMA CALL DTD 03/25/2013 1.75% 09/25/2020	AA+	50,000.00	49,560.00 99.12	50,000.00 440.00-	875.00 233.33	1.77
GOLDMAN SACHS BANK USA NY CD DTD 09/26/2012 2.05% 09/26/2019		50,000.00	50,719.00 101.44	50,000.00 719.00	1,025.00 274.65	2.02
GOLDMAN SACHS BANK USA NY CD DTD 03/06/2013 1.75% 03/06/2020		50,000.00	50,212.50 100.43	50,000.00 212.50	875.00 282.80	1.74
HSBC BANK USA NA CD CLL DTD 04/21/2016 2% 10/21/2022-2018		50,000.00	49,453.00 98.91	50,000.00 547.00-	1,000.00 197.80	2.02
HSBC BANK USA CD DTD 10/27/2016 2% 10/27/2023		50,000.00	48,155.00 96.31	50,000.00 1,845.00-	1,000.00 180.82	2.08
JP MORGAN CHASE BANK CD DTD 03/19/2015 2% 03/19/2020		50,000.00	50,141.50 100.28	50,000.00 141.50	1,000.00 35.62	1.99
MERCANTIL COMMERCEBANK NA CD DTD 12/28/2015 1.6% 12/28/2018		50,000.00	50,278.50 100.56	50,000.00 278.50	800.00 8.79	1.59
SALLIE MAE BANK SALT LAKE CITY UT CD DTD 09/10/2014 2.1% 09/10/2019		50,000.00	50,653.00 101.31	50,000.00 653.00	1,050.00 327.76	2.07
SALLIE MAE BANK SLT LAKE CITY UT CD DTD 01/20/2016 1.25% 01/22/2018		50,000.00	50,203.50 100.41	50,000.00 203.50	625.00 280.23	1.24
SYNCHRONY BANK CD DTD 05/13/2016 1.6% 05/13/2021		50,000.00	49,320.50 98.64	50,000.00 679.50-	800.00 108.29	1.62
SYNCHRONY BANK CD DTD 11/04/2016 1.9% 11/06/2023		50,000.00	48,153.00 96.31	50,000.00 1,847.00-	950.00 152.21	1.97
THIRD FED SVGS & LN ASSN CD DTD 03/28/2014 1.65% 12/28/2018		50,000.00	50,553.50 101.11	50,000.00 553.50	825.00 216.51	1.63
UBS BANK USA SALT LAKE CITY UT CD DTD 09/16/2016 1.3% 09/16/2019		95,000.00	93,937.90 98.88	95,000.00 1,062.10-	1,235.00 54.14	1.31
<b>TOTAL FIXED INCOME</b>			<b>1,349,836.18</b>	<b>1,353,150.00</b> <b>3,313.82-</b>	<b>21,936.40</b> <b>4,121.73</b>	<b>1.63</b>

ACCOUNT NUMBER: \_\_\_\_\_

STATEMENT PERIOD: DECEMBER 01, 2016 THROUGH DECEMBER 31, 2016

**PORTFOLIO DETAIL ( CONTINUED )**

DESCRIPTION	RATING	PAR VALUE	MARKET VALUE/ PRICE	TAX COST/ UNREALIZED GAIN/LOSS	EST ANNUAL INCOME/ ACCRUED INC	CURRENT YIELD
<b>TOTAL ASSETS</b>			1,909,242.22	1,912,556.04 3,313.82-	25,684.42 4,434.07	1.35
<b>TOTAL ACCRUED INC</b>			4,434.07	4,434.07		
<b>GRAND TOTAL ASSETS</b>			1,913,676.29	1,916,990.11 3,313.82-	25,684.42 4,434.07	1.35