

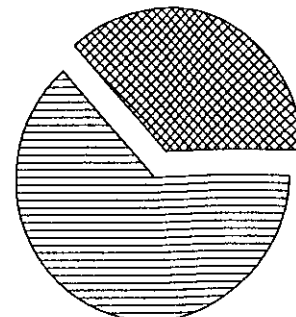


ACCOUNT NUMBER:

STATEMENT PERIOD: NOVEMBER 01, 2016 THROUGH NOVEMBER 30, 2016

PORTFOLIO SUMMARY

	TAX COST	MARKET VALUE	PERCENT
 CASH AND EQUIVALENTS	773,999.83	773,999.83	36.6%
 FIXED INCOME	1,328,150.00	1,338,419.45	63.4%
TOTAL ASSETS	2,102,149.83	2,112,419.28	100.0%
ACCRUED INCOME OTHER	3,781.05	3,781.05	
TOTAL ACCRUED INCOME	3,781.05	3,781.05	
TOTAL ASSETS & ACCRUALS	2,105,930.88	2,116,200.33	
BEGINNING MARKET VALUE	2,439,194.34		
ENDING MARKET VALUE	2,116,200.33		



ACTIVITY SUMMARY


	THIS PERIOD	YEAR TO DATE	REALIZED CAPITAL GAINS / LOSSES	
			THIS PERIOD	YEAR TO DATE
BEGINNING MARKET VALUE	2,435,050.06	1,820,053.60		
DIVIDENDS AND INTEREST	2,514.67	21,784.36		
OTHER RECEIPTS	0.00	1,429,022.45	LONG TERM	0.00
DISBURSEMENTS	320,000.00-	1,160,000.00-	SHORT TERM	0.00
FEEs	1,241.64-	10,339.93-	TOTAL GAINS / LOSSES	0.00
NET CASH SALES/PURCHASES	318,726.97	280,466.88-		2,757.37
CHANGE IN MARKET VALUE	322,630.78-	292,365.68		
ENDING MARKET VALUE	2,112,419.28	2,112,419.28		
			INVESTMENT PERFORMANCE	
			THIS PERIOD	YEAR TO DATE
			RATE OF RETURN	0.06-%
				1.85%

PORTFOLIO DETAIL

DESCRIPTION	MARKET VALUE/PRICE	TAX COST/UNREALIZED GAIN/LOSS	EST ANNUAL INCOME/ACCRUED INC	CURRENT YIELD
CASH AND EQUIVALENTS				
FIRST ADVISORS MONEY MARKET	773,999.83	773,999.83	3,328.20	0.43
	1.00	0.00	277.35	
TOTAL CASH AND EQUIVALENTS	773,999.83	773,999.83	3,328.20	0.43
		0.00	277.35	

BOND QUALITY SUMMARY

S & P QUALITY RATING	MARKET VALUE	PERCENT
TREASURY / AGENCY	159,610.25	11.9%
NOT RATED	1,178,809.20	88.1%
Total	1,338,419.45	100.0%



DESCRIPTION	RATING	PAR VALUE	MARKET VALUE/PRICE	TAX COST/UNREALIZED GAIN/LOSS	EST ANNUAL INCOME/ACCRUED INC	CURRENT YIELD
FIXED INCOME						
AMERICAN EXPRESS CENTURION CD DTD 09/12/2013 2.05% 09/12/2018		50,000.000	50,869.50 101.74	50,000.00 869.50	1,025.00 226.52	2.01
AMERICAN EXPRESS CENTURION CD DTD 11/28/2014 2% 11/28/2018		50,000.000	50,889.50 101.78	50,000.00 889.50	1,000.00 8.29	1.97
BMW BANK NORTH AMERICA UT CD DTD 04/13/2012 1.75% 04/13/2017		50,000.000	50,235.00 100.47	50,000.00 235.00	875.00 117.79	1.74
BMW BANK NORTH AMERICA SALT LAKE CD DTD 09/14/2016 .75% 09/22/2017		100,000.000	100,020.00 100.02	100,000.00 20.00	750.00 141.67	0.75
CAPITAL ONE BANK USA NA CD DTD 09/19/2016 1.4% 09/28/2020		100,000.000	99,701.00 99.70	100,000.00 299.00-	1,400.00 247.51	1.40
CAPITAL ONE BANK USA NA CD DTD 10/07/2015 2% 10/07/2019		50,000.000	51,221.00 102.44	50,000.00 1,221.00	1,000.00 151.10	1.95
ENERBANK USA UT CD DTD 08/26/2016 1.45% 08/26/2021		50,000.000	49,876.50 99.75	50,000.00 123.50-	725.00 9.93	1.45

ACCOUNT NUMBER:

STATEMENT PERIOD: NOVEMBER 01, 2016 THROUGH NOVEMBER 30, 2016

PORTFOLIO DETAIL (CONTINUED)

DESCRIPTION	RATING	PAR VALUE	MARKET VALUE/ PRICE	TAX COST/ UNREALIZED GAIN/LOSS	EST ANNUAL INCOME/ ACCRUED INC	CURRENT YIELD
FIXED INCOME						
EVERBANK JACKSONVILLE FL CD DTD 11/30/2012 1.1% 11/30/2017		50,000.000	50,149.00 100.30	50,000.00 149.00	550.00 1.52	1.10
FHLB DTD 02/26/2016 1.69% 02/26/2021-2016	AA+	6,000.000	5,889.00 98.15	6,000.00 111.00-	101.40 26.76	1.72
FNMA CALL DTD 11/27/2012 1.5% 11/27/2020-2015	AA+	30,000.000	29,251.50 97.51	27,150.00 2,101.50	450.00 5.00	1.54
FNMA CALL DTD 12/24/2012 1.2% 06/24/2019	AA+	25,000.000	24,878.25 99.51	25,000.00 121.75-	300.00 130.83	1.21
FNMA DTD 02/27/2013 1.05% 02/27/2018	AA+	50,000.000	49,863.00 99.73	50,000.00 137.00-	525.00 137.08	1.05
FNMA CALL DTD 03/25/2013 1.75% 09/25/2020	AA+	50,000.000	49,728.50 99.46	50,000.00 271.50-	875.00 160.42	1.76
GE CAPITAL FINANCIAL INC CD DTD 12/29/2011 2.1% 12/29/2016		25,000.000	25,034.00 100.14	25,000.00 34.00	525.00 222.34	2.10
GOLDMAN SACHS BANK USA NY CD DTD 09/26/2012 2.05% 09/26/2019		50,000.000	51,239.00 102.48	50,000.00 1,239.00	1,025.00 186.88	2.00
GOLDMAN SACHS BANK USA NY CD DTD 03/06/2013 1.75% 03/06/2020		50,000.000	50,832.00 101.66	50,000.00 832.00	875.00 207.87	1.72
HSBC BANK USA NA CD CLL DTD 04/21/2016 2% 10/21/2022-2018		50,000.000	50,819.00 101.64	50,000.00 819.00	1,000.00 112.64	1.97
HSBC BANK USA CD DTD 10/27/2016 2% 10/27/2023		50,000.000	49,891.00 99.78	50,000.00 109.00-	1,000.00 95.89	2.00
JP MORGAN CHASE BANK CD DTD 03/19/2015 2% 03/19/2020		50,000.000	50,034.50 100.07	50,000.00 34.50	1,000.00 200.00	2.00
MERCANTIL COMMERCEBANK NA CD DTD 12/28/2015 1.6% 12/28/2018		50,000.000	50,587.50 101.18	50,000.00 587.50	800.00 340.98	1.58
SALLIE MAE BANK SALT LAKE CITY UT CD DTD 09/10/2014 2.1% 09/10/2019		50,000.000	51,157.00 102.31	50,000.00 1,157.00	1,050.00 237.85	2.05
SALLIE MAE BANK SLT LAKE CITY UT CD DTD 01/20/2016 1.25% 01/22/2018		50,000.000	50,343.00 100.69	50,000.00 343.00	625.00 227.58	1.24
SYNCHRONY BANK CD DTD 05/13/2016 1.6% 05/13/2021		50,000.000	50,314.50 100.63	50,000.00 314.50	800.00 39.78	1.59
SYNCHRONY BANK CD DTD 11/04/2016 1.9% 11/06/2023		50,000.000	49,902.50 99.81	50,000.00 97.50-	950.00 70.86	1.90
THIRD FED SVGS & LN ASSN CD DTD 03/28/2014 1.65% 12/28/2018		50,000.000	50,878.00 101.76	50,000.00 878.00	825.00 145.86	1.62
UBS BANK USA SALT LAKE CITY UT CD DTD 09/16/2016 1.3% 09/16/2019		95,000.000	94,815.70 99.81	95,000.00 184.30-	1,235.00 50.75	1.30
TOTAL FIXED INCOME			1,338,419.45	1,328,150.00 10,269.45	21,286.40 3,503.70	1.59



Performance You Can Trust

ACCOUNT NUMBER:

STATEMENT PERIOD: NOVEMBER 01, 2016 THROUGH NOVEMBER 30, 2016

PORTFOLIO DETAIL (CONTINUED)

DESCRIPTION	RATING	PAR VALUE	MARKET VALUE/ PRICE	TAX COST/ UNREALIZED GAIN/LOSS	EST ANNUAL INCOME/ ACCRUED INC	CURRENT YIELD
TOTAL ASSETS			2,112,419.28	2,102,149.83 10,269.45	24,614.60 3,781.05	1.17
TOTAL ACCRUED INC				3,781.05	3,781.05	
GRAND TOTAL ASSETS			2,116,200.33	2,105,930.88 10,269.45	24,614.60 3,781.05	1.17