

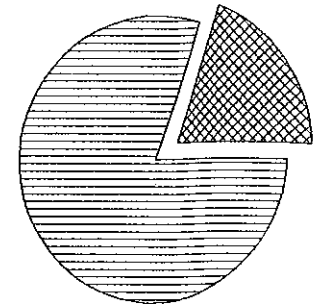


PORTFOLIO SUMMARY

	TAX COST	MARKET VALUE	PERCENT
 CASH AND EQUIVALENTS	391,843.54	391,843.54	19.8%
 FIXED INCOME	1,610,702.70	1,591,489.16	80.2%
TOTAL ASSETS	2,002,546.24	1,983,332.70	100.0%
ACCRUED INCOME OTHER	6,967.71	6,967.71	
TOTAL ACCRUED INCOME	6,967.71	6,967.71	
TOTAL ASSETS & ACCRUALS	2,009,513.95	1,990,300.41	
BEGINNING MARKET VALUE	2,069,013.56		
ENDING MARKET VALUE	1,990,300.41		



ACTIVITY SUMMARY

	THIS PERIOD	YEAR TO DATE	REALIZED CAPITAL GAINS / LOSSES	
			THIS PERIOD	YEAR TO DATE
BEGINNING MARKET VALUE	2,063,169.54	2,063,169.54		
DIVIDENDS AND INTEREST	2,065.08	2,065.08		
DISBURSEMENTS	75,000.00-	75,000.00-		
FEES	1,056.97-	1,056.97-		
NET CASH SALES/PURCHASES	73,991.89	73,991.89		
CHANGE IN MARKET VALUE	79,836.84-	79,836.84-		
ENDING MARKET VALUE	1,983,332.70	1,983,332.70		
			TOTAL GAINS / LOSSES	0.00
				0.00
			INVESTMENT PERFORMANCE	
			THIS PERIOD	YEAR TO DATE
			RATE OF RETURN	0.18-%
				0.18-%

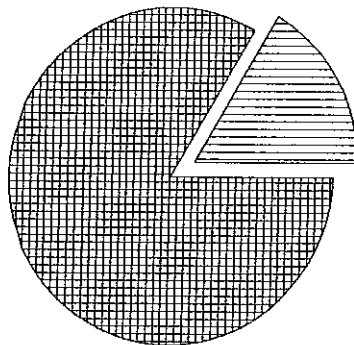
ACCOUNT NUMBER:

STATEMENT PERIOD: JANUARY 01, 2018 THROUGH JANUARY 31, 2018

PORTFOLIO DETAIL

DESCRIPTION	MARKET VALUE/PRICE	TAX COST/UNREALIZED GAIN/LOSS	EST ANNUAL INCOME/ACCRUED INC	CURRENT YIELD
CASH AND EQUIVALENTS				
FIDELITY GOVERNMENT PORTFOLIO INSTITUTIONAL CLASS 1.25%	391,843.54 1.00	391,843.54 0.00	4,898.04 408.17	1.25
TOTAL CASH AND EQUIVALENTS	391,843.54	391,843.54 0.00	4,898.04 408.17	1.25

BOND QUALITY SUMMARY



S & P QUALITY RATING	MARKET VALUE	PERCENT
TREASURY / AGENCY	265,475.36	16.7%
NOT RATED	1,326,013.80	83.3%
Total	1,591,489.16	100.0%

DESCRIPTION	RATING	PAR VALUE	MARKET VALUE/PRICE	TAX COST/UNREALIZED GAIN/LOSS	EST ANNUAL INCOME/ACCRUED INC	CURRENT YIELD
FIXED INCOME						
AMERICAN EXPRESS FED SAVINGS BANK INSTL CD 2.4% 09/12/2022		50,000.000	49,484.00 98.97	50,000.00 516.00-	1,200.00 470.72	2.43
AMERICAN EXPRESS CENTURION CD 2.45% 04/05/2022		50,000.000	49,574.50 99.15	50,000.00 425.50-	1,225.00 400.48	2.47
AMERICAN EXPRESS CENTURION CD DTD 11/28/2014 2% 11/28/2018		50,000.000	50,098.00 100.20	50,000.00 98.00	1,000.00 179.56	2.00
BMW BANK NORTH AMERICA SALT LAKE CD 2.1% 09/08/2021		50,000.000	49,494.00 98.99	50,000.00 506.00-	1,050.00 423.48	2.12
BMW BANK NORTH AMERICA SALT LAKE CD DTD 11/10/2017 2% 11/10/2020		50,000.000	49,588.00 99.18	50,000.00 412.00-	1,000.00 229.28	2.02
CAPITAL ONE BANK USA NA CD DTD 09/19/2016 1.4% 09/28/2020		100,000.000	97,371.00 97.37	100,000.00 2,629.00-	1,400.00 487.29	1.44
CAPITAL ONE BANK USA NA CD DTD 12/15/2016 2.25% 12/29/2021		50,000.000	49,684.50 99.37	50,000.00 315.50-	1,125.00 105.08	2.26
CAPITAL ONE BANK USA NA CD DTD 10/07/2015 2% 10/07/2019		50,000.000	49,964.00 99.93	50,000.00 36.00-	1,000.00 321.43	2.00