

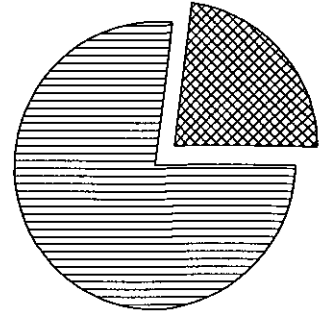


ACCOUNT NUMBER

STATEMENT PERIOD: MARCH 01, 2018 THROUGH MARCH 31, 2018

**PORTFOLIO SUMMARY**

	TAX COST	MARKET VALUE	PERCENT
 CASH AND EQUIVALENTS	545,693.99	545,693.99	23.0%
 FIXED INCOME	1,860,665.20	1,831,722.30	77.0%
<b>TOTAL ASSETS</b>	<b>2,406,359.19</b>	<b>2,377,416.29</b>	<b>100.0%</b>
ACCRUED INCOME OTHER	7,479.71	7,479.71	
<b>TOTAL ACCRUED INCOME</b>	<b>7,479.71</b>	<b>7,479.71</b>	
<b>TOTAL ASSETS &amp; ACCRUALS</b>	<b>2,413,838.90</b>	<b>2,384,896.00</b>	
BEGINNING MARKET VALUE	1,986,680.54		
ENDING MARKET VALUE	2,384,896.00		



**ACTIVITY SUMMARY**

	THIS PERIOD	YEAR TO DATE	REALIZED CAPITAL GAINS / LOSSES	
			THIS PERIOD	YEAR TO DATE
BEGINNING MARKET VALUE	1,977,685.90	2,063,169.54		
DIVIDENDS AND INTEREST	4,945.70	7,862.08		
OTHER RECEIPTS	400,000.00	400,000.00		
DISBURSEMENTS	0.00	75,000.00-		
FEES	990.16-	3,041.02-		
NET CASH SALES/PURCHASES	403,955.54-	329,821.06-		
CHANGE IN MARKET VALUE	399,730.39	314,246.75		
ENDING MARKET VALUE	2,377,416.29	2,377,416.29		
			<b>TOTAL GAINS / LOSSES</b>	<b>0.00</b>
				<b>0.00</b>
			INVESTMENT PERFORMANCE	
			THIS PERIOD	YEAR TO DATE
			<b>RATE OF RETURN</b>	<b>0.04%</b>
				<b>0.37-%</b>


ACCOUNT NUMBER:

STATEMENT PERIOD: MARCH 01, 2018 THROUGH MARCH 31, 2018

## PORTFOLIO DETAIL

DESCRIPTION	MARKET VALUE/PRICE	TAX COST/UNREALIZED GAIN/LOSS	EST ANNUAL INCOME/ACCRUED INC	CURRENT YIELD
<b>CASH AND EQUIVALENTS</b>				
FIDELITY GOVERNMENT PORTFOLIO INSTITUTIONAL CLASS 1.53%	545,693.99 1.00	545,693.99 0.00	8,349.12 695.76	1.53
<b>TOTAL CASH AND EQUIVALENTS</b>	<b>545,693.99</b>	<b>545,693.99</b> 0.00	<b>8,349.12</b> 695.76	<b>1.53</b>

## BOND QUALITY SUMMARY



S & P QUALITY RATING	MARKET VALUE	PERCENT
TREASURY / AGENCY	365,418.20	19.9%
NOT RATED	1,466,304.10	80.1%
<b>Total</b>	<b>1,831,722.30</b>	<b>100.0%</b>

DESCRIPTION	RATING	PAR VALUE	MARKET VALUE/PRICE	TAX COST/UNREALIZED GAIN/LOSS	EST ANNUAL INCOME/ACCRUED INC	CURRENT YIELD
<b>FIXED INCOME</b>						
AMERICAN EXPRESS FED SAVINGS BANK INSTL CD 2.4% 09/12/2022		50,000.000	48,907.50 97.82	50,000.00 1,092.50-	1,200.00 65.22	2.45
AMERICAN EXPRESS CENTURION CD 2.45% 04/05/2022		50,000.000	49,007.00 98.01	50,000.00 993.00-	1,225.00 599.04	2.50
AMERICAN EXPRESS CENTURION CD DTD 11/28/2014 2% 11/28/2018		50,000.000	50,027.50 100.06	50,000.00 27.50	1,000.00 342.54	2.00
BMW BANK NORTH AMERICA SALT LAKE CD 2.1% 09/08/2021		50,000.000	49,038.00 98.08	50,000.00 962.00-	1,050.00 68.48	2.14
BMW BANK NORTH AMERICA SALT LAKE CD DTD 11/10/2017 2% 11/10/2020		50,000.000	49,233.00 98.47	50,000.00 767.00-	1,000.00 392.27	2.03
BMW BANK NORTH AMERICA SALT LAKE CD DTD 03/14/2018 2.45% 03/23/2020		50,000.000	49,918.50 99.84	50,000.00 81.50-	1,225.00 29.96	2.45
CAPITAL ONE BANK USA NA CD DTD 09/19/2016 1.4% 09/28/2020		100,000.000	96,780.00 96.78	100,000.00 3,220.00-	1,400.00 15.22	1.45