

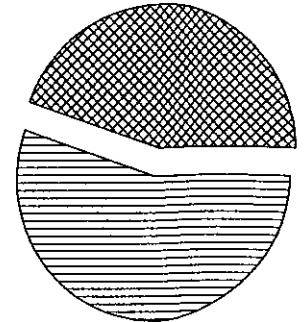


ACCOUNT NUMBER:

STATEMENT PERIOD: SEPTEMBER 01, 2017 THROUGH SEPTEMBER 30, 2017

PORTFOLIO SUMMARY

	TAX COST	MARKET VALUE	PERCENT
 CASH AND EQUIVALENTS	1,144,022.09	1,144,022.09	44.8%
 FIXED INCOME	1,411,840.20	1,408,974.26	55.2%
TOTAL ASSETS	2,555,862.29	2,552,996.35	100.0%
ACCRUED INCOME OTHER	5,954.93	5,954.93	
TOTAL ACCRUED INCOME	5,954.93	5,954.93	
TOTAL ASSETS & ACCRUALS	2,561,817.22	2,558,951.28	
BEGINNING MARKET VALUE	1,956,619.52		
ENDING MARKET VALUE	2,558,951.28		



ACTIVITY SUMMARY

	THIS PERIOD	YEAR TO DATE	REALIZED CAPITAL GAINS / LOSSES	
			THIS PERIOD	YEAR TO DATE
BEGINNING MARKET VALUE	1,949,050.55	1,909,242.22		
DIVIDENDS AND INTEREST	4,454.04	20,368.20		
OTHER RECEIPTS	600,000.00	1,476,700.00	LONG TERM	0.00
DISBURSEMENTS	0.00	845,000.00	TOTAL GAINS / LOSSES	100.50-
FEES	829.66-	8,661.45-		
NET CASH SALES/PURCHASES	603,624.38-	643,406.75-		
CHANGE IN MARKET VALUE	603,945.80	643,754.13		
ENDING MARKET VALUE	2,552,996.35	2,552,996.35		
			INVESTMENT PERFORMANCE	
			THIS PERIOD	YEAR TO DATE
			RATE OF RETURN	0.25%
				1.09%


ACCOUNT NUMBER:

STATEMENT PERIOD: SEPTEMBER 01, 2017 THROUGH SEPTEMBER 30, 2017

PORTFOLIO DETAIL

DESCRIPTION	MARKET VALUE/ PRICE	TAX COST/ UNREALIZED GAIN/LOSS	EST ANNUAL INCOME/ ACCRUED INC	CURRENT YIELD
CASH AND EQUIVALENTS				
FIRST ADVISORS MONEY MARKET	1,144,022.09 1.00	1,144,022.09 0.00	13,041.85 1,086.82	1.14
TOTAL CASH AND EQUIVALENTS	1,144,022.09	1,144,022.09 0.00	13,041.85 1,086.82	1.14

BOND QUALITY SUMMARY



S & P QUALITY RATING	MARKET VALUE	PERCENT
TREASURY / AGENCY	219,679.21	15.6%
NOT RATED	1,189,295.05	84.4%
Total	1,408,974.26	100.0%

DESCRIPTION	RATING	PAR VALUE	MARKET VALUE/ PRICE	TAX COST/ UNREALIZED GAIN/LOSS	EST ANNUAL INCOME/ ACCRUED INC	CURRENT YIELD
FIXED INCOME						
AMERICAN EXPRESS FED SAVINGS BANK INSTL CD 2.4% 09/12/2022		50,000.000	50,272.00 100.54	50,000.00 272.00	1,200.00 62.98	2.39
AMERICAN EXPRESS CENTURION CD 2.45% 04/05/2022		50,000.000	50,411.00 100.82	50,000.00 411.00	1,225.00 599.11	2.43
AMERICAN EXPRESS CENTURION CD DTD 11/28/2014 2% 11/28/2018		50,000.000	50,227.00 100.45	50,000.00 227.00	1,000.00 342.39	1.99
BMW BANK NORTH AMERICA SALT LAKE CD 2.1% 09/08/2021		50,000.000	50,239.50 100.48	50,000.00 239.50	1,050.00 66.71	2.09
CAPITAL ONE BANK USA NA CD DTD 09/19/2016 1.4% 09/28/2020		100,000.000	98,128.00 98.13	100,000.00 1,872.00-	1,400.00 11.60	1.43
CAPITAL ONE BANK USA NA CD DTD 12/15/2016 2.25% 12/29/2021		50,000.000	50,396.50 100.79	50,000.00 396.50	1,125.00 288.93	2.23
CAPITAL ONE BANK USA NA CD DTD 10/07/2015 2% 10/07/2019		50,000.000	50,322.00 100.64	50,000.00 322.00	1,000.00 483.61	1.99
DISCOVER BANK CD 2.35% 12/21/2023		50,000.000	49,804.00 99.61	50,000.00 196.00-	1,175.00 327.46	2.36