

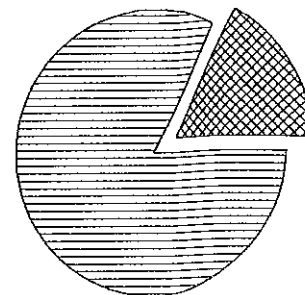


ACCOUNT NUMBER:

STATEMENT PERIOD: FEBRUARY 01, 2018 THROUGH FEBRUARY 28, 2018

**PORTFOLIO SUMMARY**

	TAX COST	MARKET VALUE	PERCENT
 CASH AND EQUIVALENTS	341,700.95	341,700.95	17.3%
 FIXED INCOME	1,660,702.70	1,635,984.95	82.7%
<b>TOTAL ASSETS</b>	<b>2,002,403.65</b>	<b>1,977,685.90</b>	<b>100.0%</b>
ACCRUED INCOME OTHER	8,994.64	8,994.64	
<b>TOTAL ACCRUED INCOME</b>	<b>8,994.64</b>	<b>8,994.64</b>	
<b>TOTAL ASSETS &amp; ACCRUALS</b>	<b>2,011,398.29</b>	<b>1,986,680.54</b>	
BEGINNING MARKET VALUE	1,990,300.41		
ENDING MARKET VALUE	1,986,680.54		



**ACTIVITY SUMMARY**

	THIS PERIOD	YEAR TO DATE	REALIZED CAPITAL GAINS / LOSSES	
			THIS PERIOD	YEAR TO DATE
BEGINNING MARKET VALUE	1,983,332.70	2,063,169.54		
DIVIDENDS AND INTEREST	851.30	2,916.38		
DISBURSEMENTS	0.00	75,000.00-		
FEEs	993.89-	2,050.86-		
NET CASH SALES/PURCHASES	142.59	74,134.48		
CHANGE IN MARKET VALUE	5,646.80-	85,483.64-		
ENDING MARKET VALUE	1,977,685.90	1,977,685.90		
			<b>TOTAL GAINS / LOSSES</b>	<b>0.00</b>
				<b>0.00</b>
			INVESTMENT PERFORMANCE	
			THIS PERIOD	YEAR TO DATE
			RATE OF RETURN	
			0.23-%	0.41-%

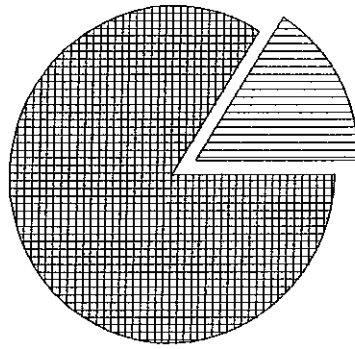
ACCOUNT NUMBER:

STATEMENT PERIOD: FEBRUARY 01, 2018 THROUGH FEBRUARY 28, 2018

## PORTFOLIO DETAIL

DESCRIPTION	MARKET VALUE/ PRICE	TAX COST/ UNREALIZED GAIN/LOSS	EST ANNUAL INCOME/ ACCRUED INC	CURRENT YIELD
<b>CASH AND EQUIVALENTS</b>				
FIDELITY GOVERNMENT PORTFOLIO INSTITUTIONAL CLASS 1.3%	341,700.95 1.00	341,700.95 0.00	4,442.11 370.18	1.30
<b>TOTAL CASH AND EQUIVALENTS</b>	<b>341,700.95</b>	<b>341,700.95 0.00</b>	<b>4,442.11 370.18</b>	<b>1.30</b>

## BOND QUALITY SUMMARY



S & P QUALITY RATING	MARKET VALUE	PERCENT
TREASURY / AGENCY	264,984.95	16.2%
NOT RATED	1,371,000.00	83.8%
<b>Total</b>	<b>1,635,984.95</b>	<b>100.0%</b>

DESCRIPTION	RATING	PAR VALUE	MARKET VALUE/ PRICE	TAX COST/ UNREALIZED GAIN/LOSS	EST ANNUAL INCOME/ ACCRUED INC	CURRENT YIELD
<b>FIXED INCOME</b>						
AMERICAN EXPRESS FED SAVINGS BANK INSTL CD 2.4% 09/12/2022		50,000.000	49,143.50 98.29	50,000.00 856.50-	1,200.00 563.54	2.44
AMERICAN EXPRESS CENTURION CD 2.45% 04/05/2022		50,000.000	49,246.50 98.49	50,000.00 753.50-	1,225.00 494.71	2.49
AMERICAN EXPRESS CENTURION CD DTD 11/28/2014 2% 11/28/2018		50,000.000	50,075.00 100.15	50,000.00 75.00	1,000.00 256.91	2.00
BMW BANK NORTH AMERICA SALT LAKE CD 2.1% 09/08/2021		50,000.000	49,258.50 98.52	50,000.00 741.50-	1,050.00 504.70	2.13
BMW BANK NORTH AMERICA SALT LAKE CD DTD 11/10/2017 2% 11/10/2020		50,000.000	49,414.50 98.83	50,000.00 585.50-	1,000.00 306.63	2.02
CAPITAL ONE BANK USA NA CD DTD 09/19/2016 1.4% 09/28/2020		100,000.000	97,076.00 97.08	100,000.00 2,924.00-	1,400.00 595.58	1.44
CAPITAL ONE BANK USA NA CD DTD 12/15/2016 2.25% 12/29/2021		50,000.000	49,400.50 98.80	50,000.00 599.50-	1,125.00 191.62	2.28
CAPITAL ONE BANK USA NA CD DTD 10/07/2015 2% 10/07/2019		50,000.000	49,859.50 99.72	50,000.00 140.50-	1,000.00 398.35	2.01