

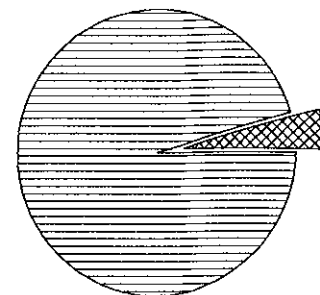


ACCOUNT NUMBER

STATEMENT PERIOD: MAY 01, 2018 THROUGH MAY 31, 2018

PORTFOLIO SUMMARY

	TAX COST	MARKET VALUE	PERCENT
 CASH AND EQUIVALENTS	86,089.40	86,089.40	4.5%
 FIXED INCOME	1,860,665.20	1,820,949.65	95.5%
TOTAL ASSETS	1,946,754.60	1,907,039.05	100.0%
ACCRUED INCOME OTHER	6,793.15	6,793.15	
TOTAL ACCRUED INCOME	6,793.15	6,793.15	
TOTAL ASSETS & ACCRUALS	1,953,547.75	1,913,832.20	
BEGINNING MARKET VALUE	2,216,723.26		
ENDING MARKET VALUE	1,913,832.20		



ACTIVITY SUMMARY

	THIS PERIOD	YEAR TO DATE	REALIZED CAPITAL GAINS / LOSSES	
			THIS PERIOD	YEAR TO DATE
BEGINNING MARKET VALUE	2,209,603.39	2,063,169.54		
DIVIDENDS AND INTEREST	3,658.26	15,571.75		
OTHER RECEIPTS	0.00	400,000.00		
DISBURSEMENTS	300,000.00-	540,000.00-	TOTAL GAINS / LOSSES	0.00
FEEs	1,151.27-	5,355.28-		0.00
NET CASH SALES/PURCHASES	297,493.01	129,783.53	INVESTMENT PERFORMANCE	
CHANGE IN MARKET VALUE	302,564.34-	156,130.49-	THIS PERIOD	YEAR TO DATE
ENDING MARKET VALUE	1,907,039.05	1,907,039.05		
			RATE OF RETURN	0.06-%
				0.52-%


ACCOUNT NUMBER:

STATEMENT PERIOD: MAY 01, 2018 THROUGH MAY 31, 2018

PORTFOLIO DETAIL

DESCRIPTION	MARKET VALUE/ PRICE	TAX COST/ UNREALIZED GAIN/LOSS	EST ANNUAL INCOME/ ACCRUED INC	CURRENT YIELD
CASH AND EQUIVALENTS				
FIDELITY GOVERNMENT PORTFOLIO INSTITUTIONAL CLASS 1.68%	86,089.40 1.00	86,089.40 0.00	1,446.30 120.53	1.68
TOTAL CASH AND EQUIVALENTS	86,089.40	86,089.40 0.00	1,446.30 120.53	1.68

BOND QUALITY SUMMARY



S & P QUALITY RATING	MARKET VALUE	PERCENT
TREASURY / AGENCY	364,908.25	20.0%
NOT RATED	1,456,041.40	80.0%
Total	1,820,949.65	100.0%

DESCRIPTION	RATING	PAR VALUE	MARKET VALUE/ PRICE	TAX COST/ UNREALIZED GAIN/LOSS	EST ANNUAL INCOME/ ACCRUED INC	CURRENT YIELD
FIXED INCOME						
AMERICAN EXPRESS FED SAVINGS BANK INSTL CD 2.4% 09/12/2022		50,000.000	48,260.00 96.52	50,000.00 1,740.00-	1,200.00 264.13	2.49
AMERICAN EXPRESS CENTURION CD 2.45% 04/05/2022		50,000.000	48,535.00 97.07	50,000.00 1,465.00-	1,225.00 190.78	2.52
AMERICAN EXPRESS CENTURION CD DTD 11/28/2014 2% 11/28/2018		50,000.000	49,987.50 99.98	50,000.00 12.50-	1,000.00 10.87	2.00
BMW BANK NORTH AMERICA SALT LAKE CD 2.1% 09/08/2021		50,000.000	48,619.00 97.24	50,000.00 1,381.00-	1,050.00 242.53	2.16
BMW BANK NORTH AMERICA SALT LAKE CD DTD 11/10/2017 2% 11/10/2020		50,000.000	48,998.00 98.00	50,000.00 1,002.00-	1,000.00 59.78	2.04
BMW BANK NORTH AMERICA SALT LAKE CD DTD 03/14/2018 2.45% 03/23/2020		50,000.000	49,808.00 99.62	50,000.00 192.00-	1,225.00 233.02	2.46
CAPITAL ONE BANK USA NA CD DTD 09/19/2016 1.4% 09/28/2020		100,000.000	96,494.00 96.49	100,000.00 3,506.00-	1,400.00 247.28	1.45