

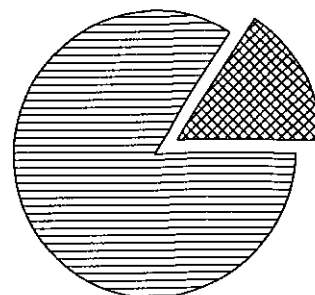


ACCOUNT NUMBER:

STATEMENT PERIOD: DECEMBER 01, 2018 THROUGH DECEMBER 31, 2018

PORTFOLIO SUMMARY

	TAX COST	MARKET VALUE	PERCENT
 CASH AND EQUIVALENTS	341,668.25	341,668.25	15.8%
 FIXED INCOME	1,859,652.70	1,816,338.67	84.2%
TOTAL ASSETS	2,201,320.95	2,158,006.92	100.0%
ACCRUED INCOME OTHER	8,023.63	8,023.63	
TOTAL ACCRUED INCOME	8,023.63	8,023.63	
TOTAL ASSETS & ACCRUALS	2,209,344.58	2,166,030.55	



BEGINNING MARKET VALUE 2,284,174.41
 ENDING MARKET VALUE 2,166,030.55

ACTIVITY SUMMARY

	THIS PERIOD	YEAR TO DATE	REALIZED CAPITAL GAINS / LOSSES	
			THIS PERIOD	YEAR TO DATE
BEGINNING MARKET VALUE	2,276,779.69	2,063,169.54		
DIVIDENDS AND INTEREST	3,713.53	41,566.69		
OTHER RECEIPTS	0.00	1,491,500.00	LONG TERM	0.00
DISBURSEMENTS	125,000.00-	1,395,000.00-	SHORT TERM	0.00
FEES	1,170.12-	12,894.87-	TOTAL GAINS / LOSSES	0.00
NET CASH SALES/PURCHASES	123,018.69	124,374.78-		389.00-
CHANGE IN MARKET VALUE	119,334.87-	94,040.34		
ENDING MARKET VALUE	2,158,006.92	2,158,006.92		
			INVESTMENT PERFORMANCE	
			THIS PERIOD	YEAR TO DATE
			RATE OF RETURN	
			0.32%	0.54%

ACCOUNT NUMBER:

STATEMENT PERIOD: DECEMBER 01, 2018 THROUGH DECEMBER 31, 2018

PORTFOLIO DETAIL

DESCRIPTION	MARKET VALUE/ PRICE	TAX COST/ UNREALIZED GAIN/LOSS	EST ANNUAL INCOME/ ACCRUED INC	CURRENT YIELD
CASH AND EQUIVALENTS				
FIRST ADVISORS MONEY MARKET	340,871.21 1.00	340,871.21 0.00	7,669.60 639.13	2.25
CASH	797.04	797.04 0.00		
TOTAL CASH AND EQUIVALENTS	341,668.25	341,668.25 0.00	7,669.60 639.13	2.24

BOND QUALITY SUMMARY

S & P QUALITY RATING	MARKET VALUE	PERCENT
TREASURY / AGENCY	213,440.52	11.8%
NOT RATED	1,602,898.15	88.2%
Total	1,816,338.67	100.0%

DESCRIPTION	RATING	PAR VALUE	MARKET VALUE/ PRICE	TAX COST/ UNREALIZED GAIN/LOSS	EST ANNUAL INCOME/ ACCRUED INC	CURRENT YIELD
FIXED INCOME						
AMERICAN EXPRESS FED SAVINGS BANK INSTL CD 2.4% 09/12/2022		50,000.000	47,943.00 95.89	50,000.00 2,057.00-	1,200.00 367.96	2.50
AMERICAN EXPRESS CENTURION CD 2.45% 04/05/2022		50,000.000	48,470.00 96.94	50,000.00 1,530.00-	1,225.00 296.15	2.53
BMW BANK NORTH AMERICA SALT LAKE CD 2.1% 09/08/2021		50,000.000	48,640.50 97.28	50,000.00 1,359.50-	1,050.00 333.56	2.16
BMW BANK NORTH AMERICA SALT LAKE CD DTD 11/10/2017 2% 11/10/2020		50,000.000	49,089.00 98.18	50,000.00 911.00-	1,000.00 143.65	2.04
CAPITAL ONE BANK USA NA CD DTD 09/19/2016 1.4% 09/28/2020		100,000.000	97,114.00 97.11	100,000.00 2,886.00-	1,400.00 367.40	1.44
CAPITAL ONE BANK USA NA CD DTD 12/15/2016 2.25% 12/29/2021		50,000.000	48,638.50 97.28	50,000.00 1,361.50-	1,125.00 9.27	2.31
CAPITAL ONE BANK USA NA CD DTD 10/07/2015 2% 10/07/2019		50,000.000	49,774.00 99.55	50,000.00 226.00-	1,000.00 236.26	2.01