

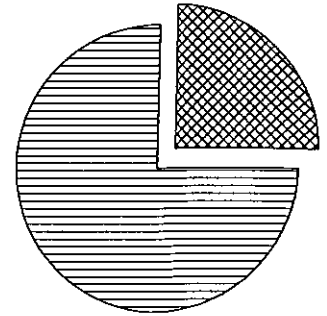


ACCOUNT NUMBER:

STATEMENT PERIOD: MARCH 01, 2019 THROUGH MARCH 31, 2019

PORTFOLIO SUMMARY

	TAX COST	MARKET VALUE	PERCENT
 CASH AND EQUIVALENTS	624,824.94	624,824.94	24.8%
 FIXED INCOME	1,909,690.20	1,895,802.25	75.2%
TOTAL ASSETS	2,534,515.14	2,520,627.19	100.0%
ACCRUED INCOME OTHER	9,090.67	9,090.67	
TOTAL ACCRUED INCOME	9,090.67	9,090.67	
TOTAL ASSETS & ACCRUALS	2,543,605.81	2,529,717.86	
BEGINNING MARKET VALUE	2,068,533.29		
ENDING MARKET VALUE	2,529,717.86		



ACTIVITY SUMMARY

	THIS PERIOD	YEAR TO DATE	REALIZED CAPITAL GAINS / LOSSES	
			THIS PERIOD	YEAR TO DATE
BEGINNING MARKET VALUE	2,056,634.21	2,158,006.92		
DIVIDENDS AND INTEREST	7,515.68	11,317.20		
OTHER RECEIPTS	450,000.00	450,000.00		
DISBURSEMENTS	0.00	125,000.00-		
FEES	1,026.79-	3,160.51-		
NET CASH SALES/PURCHASES	456,488.89-	333,953.73-		
CHANGE IN MARKET VALUE	463,992.98	363,417.31		
ENDING MARKET VALUE	2,520,627.19	2,520,627.19		
			INVESTMENT PERFORMANCE	
			THIS PERIOD	YEAR TO DATE
			LONG TERM	
			37.50	37.50
			TOTAL GAINS / LOSSES	37.50
			THIS PERIOD	YEAR TO DATE
			RATE OF RETURN	
			0.73%	1.89%

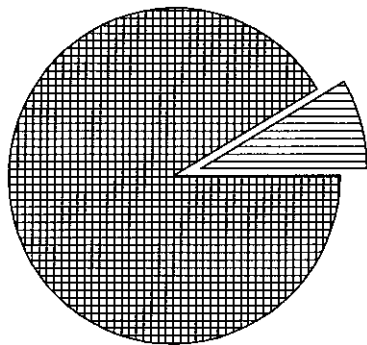
ACCOUNT NUMBER:

STATEMENT PERIOD: MARCH 01, 2019 THROUGH MARCH 31, 2019

PORTFOLIO DETAIL

DESCRIPTION	MARKET VALUE/ PRICE	TAX COST/ UNREALIZED GAIN/LOSS	EST ANNUAL INCOME/ ACCRUED INC	CURRENT YIELD
CASH AND EQUIVALENTS				
FNWM MONEY MARKET	624,824.94 1.00	624,824.94 0.00	14,933.32 1,244.44	2.39
TOTAL CASH AND EQUIVALENTS	624,824.94	624,824.94 0.00	14,933.32 1,244.44	2.39

BOND QUALITY SUMMARY



S & P QUALITY RATING	MARKET VALUE	PERCENT
TREASURY / AGENCY	164,263.30	8.7%
NOT RATED	1,731,538.95	91.3%
Total	1,895,802.25	100.0%

DESCRIPTION	RATING	PAR VALUE	MARKET VALUE/ PRICE	TAX COST/ UNREALIZED GAIN/LOSS	EST ANNUAL INCOME/ ACCRUED INC	CURRENT YIELD
FIXED INCOME						
ALLY BANK MIDVALE UT CD DTD 01/02/2019 2.8% 01/11/2021		100,000.000	100,595.00 100.60	100,000.00 595.00	2,800.00 626.52	2.78
AMERICAN EXPRESS FED SAVINGS BANK INSTL CD 2.4% 09/12/2022		50,000.000	49,011.00 98.02	50,000.00 989.00-	1,200.00 65.22	2.45
AMERICAN EXPRESS CENTURION CD 2.45% 04/05/2022		50,000.000	49,347.50 98.70	50,000.00 652.50-	1,225.00 599.04	2.48
BMW BANK NORTH AMERICA SALT LAKE CD 2.1% 09/08/2021		50,000.000	49,428.00 98.86	50,000.00 572.00-	1,050.00 68.48	2.12
BMW BANK NORTH AMERICA SALT LAKE CD DTD 11/10/2017 2% 11/10/2020		50,000.000	49,635.00 99.27	50,000.00 365.00-	1,000.00 392.27	2.01
CAPITAL ONE BANK USA NA CD DTD 09/19/2016 1.4% 09/28/2020		100,000.000	98,227.00 98.23	100,000.00 1,773.00-	1,400.00 15.22	1.43
CAPITAL ONE BANK USA NA CD DTD 12/15/2016 2.25% 12/29/2021		50,000.000	49,437.00 98.87	50,000.00 563.00-	1,125.00 287.43	2.28
CAPITAL ONE BANK USA NA CD DTD 10/07/2015 2% 10/07/2019		50,000.000	49,902.50 99.81	50,000.00 97.50-	1,000.00 483.52	2.00