

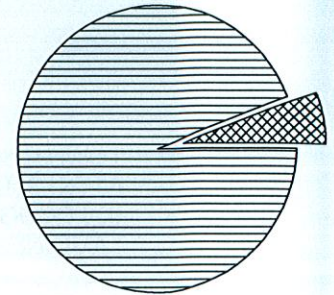


**PORTFOLIO SUMMARY**

	TAX COST	MARKET VALUE	PERCENT
 CASH AND EQUIVALENTS	118,336.05	118,336.05	5.8%
 FIXED INCOME	1,959,652.70	1,938,298.16	94.2%
<b>TOTAL ASSETS</b>	<b>2,077,988.75</b>	<b>2,056,634.21</b>	<b>100.0%</b>
ACCRUED INCOME OTHER	11,899.08	11,899.08	
<b>TOTAL ACCRUED INCOME</b>	<b>11,899.08</b>	<b>11,899.08</b>	
<b>TOTAL ASSETS &amp; ACCRUALS</b>	<b>2,089,887.83</b>	<b>2,068,533.29</b>	
BEGINNING MARKET VALUE	2,059,695.37		
ENDING MARKET VALUE	2,068,533.29		



**ACTIVITY SUMMARY**


	THIS PERIOD	YEAR TO DATE	REALIZED CAPITAL GAINS / LOSSES	
			THIS PERIOD	YEAR TO DATE
BEGINNING MARKET VALUE	2,049,797.60	2,158,006.92		
DIVIDENDS AND INTEREST	1,812.82	3,801.52		
DISBURSEMENTS	0.00	125,000.00-		
FEEs	1,048.97-	2,133.72-		
NET CASH SALES/PURCHASES	763.85-	122,535.16		
CHANGE IN MARKET VALUE	6,836.61	100,575.67-		
ENDING MARKET VALUE	2,056,634.21	2,056,634.21		
			<b>TOTAL GAINS / LOSSES</b>	<b>0.00</b>
				<b>0.00</b>
			INVESTMENT PERFORMANCE	
			THIS PERIOD	YEAR TO DATE
			<b>RATE OF RETURN</b>	<b>0.38%</b>
				<b>1.19%</b>

ACCOUNT NUMBER: [REDACTED]  
STATEMENT PERIOD: FEBRUARY 01, 2019 THROUGH FEBRUARY 28, 2019

**PORTFOLIO DETAIL**

DESCRIPTION	MARKET VALUE/ PRICE	TAX COST/ UNREALIZED GAIN/LOSS	EST ANNUAL INCOME/ ACCRUED INC	CURRENT YIELD
<b>CASH AND EQUIVALENTS</b>				
FNWM MONEY MARKET	118,336.05 1.00	118,336.05 0.00	2,840.07 236.67	2.40
<b>TOTAL CASH AND EQUIVALENTS</b>	<b>118,336.05</b>	<b>118,336.05</b> 0.00	<b>2,840.07</b> 236.67	<b>2.40</b>

**BOND QUALITY SUMMARY**



S & P QUALITY RATING	MARKET VALUE	PERCENT
TREASURY / AGENCY	213,707.46	11.0%
NOT RATED	1,724,590.70	89.0%
<b>Total</b>	<b>1,938,298.16</b>	<b>100.0%</b>

DESCRIPTION	RATING	PAR VALUE	MARKET VALUE/ PRICE	TAX COST/ UNREALIZED GAIN/LOSS	EST ANNUAL INCOME/ ACCRUED INC	CURRENT YIELD
<b>FIXED INCOME</b>						
ALLY BANK MIDVALE UT CD DTD 01/02/2019 2.8% 01/11/2021		100,000.000	100,223.00 100.22	100,000.00 223.00	2,800.00 386.74	2.79
AMERICAN EXPRESS FED SAVINGS BANK INSTL CD 2.4% 09/12/2022		50,000.000	48,781.00 97.56	50,000.00 1,219.00-	1,200.00 563.54	2.46
AMERICAN EXPRESS CENTURION CD 2.45% 04/05/2022		50,000.000	49,155.00 98.31	50,000.00 845.00-	1,225.00 494.71	2.49
BMW BANK NORTH AMERICA SALT LAKE CD 2.1% 09/08/2021		50,000.000	49,178.50 98.36	50,000.00 821.50-	1,050.00 504.70	2.14
BMW BANK NORTH AMERICA SALT LAKE CD DTD 11/10/2017 2% 11/10/2020		50,000.000	49,467.50 98.94	50,000.00 532.50-	1,000.00 306.63	2.02
CAPITAL ONE BANK USA NA CD DTD 09/19/2016 1.4% 09/28/2020		100,000.000	97,909.00 97.91	100,000.00 2,091.00-	1,400.00 595.58	1.43
CAPITAL ONE BANK USA NA CD DTD 12/15/2016 2.25% 12/29/2021		50,000.000	49,221.00 98.44	50,000.00 779.00-	1,125.00 191.62	2.29
CAPITAL ONE BANK USA NA CD DTD 10/07/2015 2% 10/07/2019		50,000.000	49,895.50 99.79	50,000.00 104.50-	1,000.00 398.35	2.00