

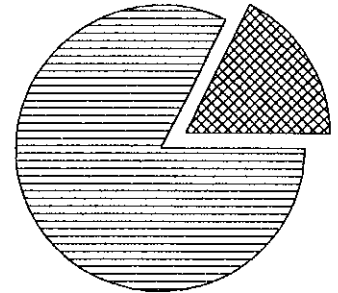


ACCOUNT NUMBER:

STATEMENT PERIOD: APRIL 01, 2019 THROUGH APRIL 30, 2019

PORTFOLIO SUMMARY

	TAX COST	MARKET VALUE	PERCENT
 CASH AND EQUIVALENTS	443,501.03	443,501.03	17.8%
 FIXED INCOME	2,059,690.20	2,050,550.11	82.2%
TOTAL ASSETS	2,503,191.23	2,494,051.14	100.0%
ACCRUED INCOME OTHER	8,774.78	8,774.78	
TOTAL ACCRUED INCOME	8,774.78	8,774.78	
TOTAL ASSETS & ACCRUALS	2,511,966.01	2,502,825.92	
BEGINNING MARKET VALUE	2,529,717.86		
ENDING MARKET VALUE	2,502,825.92		



ACTIVITY SUMMARY

	THIS PERIOD	YEAR TO DATE	REALIZED CAPITAL GAINS / LOSSES	
			THIS PERIOD	YEAR TO DATE
BEGINNING MARKET VALUE	2,520,627.19	2,158,006.92		
DIVIDENDS AND INTEREST	4,896.35	16,213.55		
OTHER RECEIPTS	0.00	450,000.00		
DISBURSEMENTS	35,000.00-	160,000.00-	LONG TERM	0.00
FEEs	1,220.26-	4,380.77-	TOTAL GAINS / LOSSES	0.00
NET CASH SALES/PURCHASES	31,323.91	302,629.82-		
CHANGE IN MARKET VALUE	26,576.05-	336,841.26		
ENDING MARKET VALUE	2,494,051.14	2,494,051.14		
			INVESTMENT PERFORMANCE	
			THIS PERIOD	YEAR TO DATE
			RATE OF RETURN	0.38%
				2.34%

ACCOUNT NUMBER: 4

STATEMENT PERIOD: APRIL 01, 2019 THROUGH APRIL 30, 2019

PORTFOLIO DETAIL

DESCRIPTION	MARKET VALUE/ PRICE	TAX COST/ UNREALIZED GAIN/LOSS	EST ANNUAL INCOME/ ACCRUED INC	CURRENT YIELD
CASH AND EQUIVALENTS				
FNWM MONEY MARKET	443,501.03	443,501.03	10,599.67	2.39
	1.00	0.00	883.31	
TOTAL CASH AND EQUIVALENTS	443,501.03	443,501.03	10,599.67	2.39
		0.00	883.31	

BOND QUALITY SUMMARY

S & P QUALITY RATING	MARKET VALUE	PERCENT
TREASURY / AGENCY	164,389.86	8.0%
NOT RATED	1,886,160.25	92.0%
Total	2,050,550.11	100.0%

DESCRIPTION	RATING	PAR VALUE	MARKET VALUE/ PRICE	TAX COST/ UNREALIZED GAIN/LOSS	EST ANNUAL INCOME/ ACCRUED INC	CURRENT YIELD
FIXED INCOME						
ALLY BANK MIDVALE UT CD DTD 01/02/2019 2.8% 01/11/2021		100,000.000	100,554.00 100.55	100,000.00 554.00	2,800.00 858.56	2.78
AMERICAN EXPRESS FED SAVINGS BANK INSTL CD 2.4% 09/12/2022		50,000.000	49,271.00 98.54	50,000.00 729.00-	1,200.00 163.04	2.44
AMERICAN EXPRESS CENTURION CD 2.45% 04/05/2022		50,000.000	49,571.50 99.14	50,000.00 428.50-	1,225.00 87.02	2.47
BMW BANK NORTH AMERICA SALT LAKE CD 2.1% 09/08/2021		50,000.000	49,518.00 99.04	50,000.00 482.00-	1,050.00 154.08	2.12
BMW BANK NORTH AMERICA SALT LAKE CD DTD 11/10/2017 2% 11/10/2020		50,000.000	49,656.50 99.31	50,000.00 343.50-	1,000.00 475.14	2.01
CAPITAL ONE BANK USA NA CD DTD 09/19/2016 1.4% 09/28/2020		100,000.000	98,340.00 98.34	100,000.00 1,660.00-	1,400.00 129.35	1.42
CAPITAL ONE BANK USA NA CD DTD 12/15/2016 2.25% 12/29/2021		50,000.000	49,594.00 99.19	50,000.00 406.00-	1,125.00 380.15	2.27
CAPITAL ONE BANK USA NA CD DTD 10/07/2015 2% 10/07/2019		50,000.000	49,923.00 99.85	50,000.00 77.00-	1,000.00 65.57	2.00