

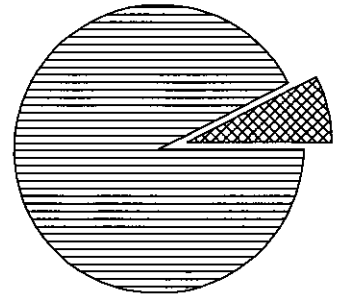


ACCOUNT NUMBER:

STATEMENT PERIOD: JUNE 01, 2019 THROUGH JUNE 30, 2019

**PORTFOLIO SUMMARY**

	TAX COST	MARKET VALUE	PERCENT
 CASH AND EQUIVALENTS	168,841.61	168,841.61	7.6%
 FIXED INCOME	2,059,690.20	2,064,158.41	92.4%
<b>TOTAL ASSETS</b>	<b>2,228,531.81</b>	<b>2,233,000.02</b>	<b>100.0%</b>
ACCRUED INCOME OTHER	8,948.27	8,948.27	
<b>TOTAL ACCRUED INCOME</b>	<b>8,948.27</b>	<b>8,948.27</b>	
<b>TOTAL ASSETS &amp; ACCRUALS</b>	<b>2,237,480.08</b>	<b>2,241,948.29</b>	
BEGINNING MARKET VALUE	2,409,934.20		
ENDING MARKET VALUE	2,241,948.29		



**ACTIVITY SUMMARY**

	THIS PERIOD	YEAR TO DATE	REALIZED CAPITAL GAINS / LOSSES	
			THIS PERIOD	YEAR TO DATE
BEGINNING MARKET VALUE	2,400,331.59	2,158,006.92		
DIVIDENDS AND INTEREST	3,993.08	24,021.82		
OTHER RECEIPTS	0.00	450,000.00		
DISBURSEMENTS	180,000.00-	440,000.00-	LONG TERM	0.00
FEEs	1,210.24-	6,848.46-	<b>TOTAL GAINS / LOSSES</b>	<b>0.00</b>
NET CASH SALES/PURCHASES	177,217.16	27,970.40-		
CHANGE IN MARKET VALUE	167,331.57-	75,790.14		
ENDING MARKET VALUE	2,233,000.02	2,233,000.02		
			INVESTMENT PERFORMANCE	
			THIS PERIOD	YEAR TO DATE
			RATE OF RETURN	0.58%
				3.33%

ACCOUNT NUMBER:

STATEMENT PERIOD: JUNE 01, 2019 THROUGH JUNE 30, 2019

**PORTFOLIO DETAIL**

DESCRIPTION	MARKET VALUE/ PRICE	TAX COST/ UNREALIZED GAIN/LOSS	EST ANNUAL INCOME/ ACCRUED INC	CURRENT YIELD
<b>CASH AND EQUIVALENTS</b>				
FNWM MONEY MARKET	168,841.61 1.00	168,841.61 0.00	3,866.47 322.21	2.29
<b>TOTAL CASH AND EQUIVALENTS</b>	<b>168,841.61</b>	<b>168,841.61</b> 0.00	<b>3,866.47</b> 322.21	<b>2.29</b>

**BOND QUALITY SUMMARY**

S & P QUALITY RATING	MARKET VALUE	PERCENT
TREASURY / AGENCY	165,331.36	8.0%
NOT RATED	1,898,827.05	92.0%
<b>Total</b>	<b>2,064,158.41</b>	<b>100.0%</b>

DESCRIPTION	RATING	PAR VALUE	MARKET VALUE/ PRICE	TAX COST/ UNREALIZED GAIN/LOSS	EST ANNUAL INCOME/ ACCRUED INC	CURRENT YIELD
<b>FIXED INCOME</b>						
ALLY BANK MIDVALE UT CD DTD 01/02/2019 2.8% 01/11/2021		100,000.000	100,916.00 100.92	100,000.00 916.00	2,800.00 1,330.39	2.77
AMERICAN EXPRESS FED SAVINGS BANK INSTL CD 2.4% 09/12/2022		50,000.000	49,856.50 99.71	50,000.00 143.50-	1,200.00 361.96	2.41
AMERICAN EXPRESS CENTURION CD 2.45% 04/05/2022		50,000.000	50,068.00 100.14	50,000.00 68.00	1,225.00 291.19	2.45
BMW BANK NORTH AMERICA SALT LAKE CD 2.1% 09/08/2021		50,000.000	49,877.00 99.75	50,000.00 123.00-	1,050.00 328.13	2.11
BMW BANK NORTH AMERICA SALT LAKE CD DTD 11/10/2017 2% 11/10/2020		50,000.000	49,874.50 99.75	50,000.00 125.50-	1,000.00 141.30	2.01
CAPITAL ONE BANK USA NA CD DTD 09/19/2016 1.4% 09/28/2020		100,000.000	98,864.00 98.86	100,000.00 1,136.00-	1,400.00 361.41	1.42
CAPITAL ONE BANK USA NA CD DTD 12/15/2016 2.25% 12/29/2021		50,000.000	50,021.00 100.04	50,000.00 21.00	1,125.00 6.15	2.25
CAPITAL ONE BANK USA NA CD DTD 10/07/2015 2% 10/07/2019		50,000.000	49,975.00 99.95	50,000.00 25.00-	1,000.00 232.24	2.00