




ACCOUNT NUMBER: [REDACTED]
STATEMENT PERIOD: JULY 01, 2018 THROUGH JULY 31, 2018

PORTFOLIO SUMMARY

	TAX COST	MARKET VALUE	PERCENT
 CASH AND EQUIVALENTS	39,743.86	39,743.86	2.5%
 FIXED INCOME	1,609,652.70	1,567,623.13	97.5%
TOTAL ASSETS	1,649,396.56	1,607,366.99	100.0%
ACCRUED INCOME OTHER	7,849.23	7,849.23	
TOTAL ACCRUED INCOME	7,849.23	7,849.23	
TOTAL ASSETS & ACCRUALS	1,657,245.79	1,615,216.22	
BEGINNING MARKET VALUE	1,813,201.96		
ENDING MARKET VALUE	1,615,216.22		



ACTIVITY SUMMARY

	THIS PERIOD	YEAR TO DATE	REALIZED CAPITAL GAINS / LOSSES	
			THIS PERIOD	YEAR TO DATE
BEGINNING MARKET VALUE	1,806,448.90	2,063,169.54		
DIVIDENDS AND INTEREST	1,586.16	20,551.12		
OTHER RECEIPTS	0.00	400,000.00		
DISBURSEMENTS	200,000.00-	840,000.00-	LONG TERM	0.00
FEEs	935.74-	7,303.69-	SHORT TERM	925.00-
NET CASH SALES/PURCHASES	199,349.58	426,752.57	TOTAL GAINS / LOSSES	925.00-
CHANGE IN MARKET VALUE	199,081.91-	455,802.55-		389.00-
ENDING MARKET VALUE	1,607,366.99	1,607,366.99	INVESTMENT PERFORMANCE	
			THIS PERIOD	YEAR TO DATE
			RATE OF RETURN	0.10%
				0.41-%

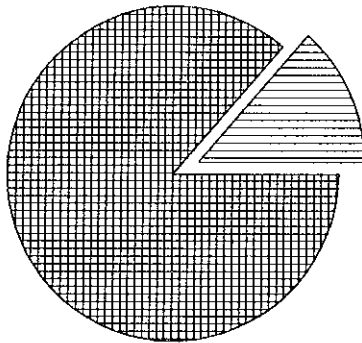
ACCOUNT NUMBER:

STATEMENT PERIOD: JULY 01, 2018 THROUGH JULY 31, 2018

PORTFOLIO DETAIL

DESCRIPTION	MARKET VALUE/ PRICE	TAX COST/ UNREALIZED GAIN/LOSS	EST ANNUAL INCOME/ ACCRUED INC	CURRENT YIELD
CASH AND EQUIVALENTS				
FIDELITY GOVERNMENT PORTFOLIO INSTITUTIONAL CLASS 1.84%	39,743.86 1.00	39,743.86 0.00	731.29 60.94	1.84
TOTAL CASH AND EQUIVALENTS	39,743.86	39,743.86 0.00	731.29 60.94	1.84

BOND QUALITY SUMMARY



S & P QUALITY RATING	MARKET VALUE	PERCENT
TREASURY / AGENCY	211,768.08	13.5%
NOT RATED	1,355,855.05	86.5%
Total	1,567,623.13	100.0%

DESCRIPTION	RATING	PAR VALUE	MARKET VALUE/ PRICE	TAX COST/ UNREALIZED GAIN/LOSS	EST ANNUAL INCOME/ ACCRUED INC	CURRENT YIELD
FIXED INCOME						
AMERICAN EXPRESS FED SAVINGS BANK INSTL CD 2.4% 09/12/2022		50,000.000	48,126.00 96.25	50,000.00 1,874.00-	1,200.00 463.04	2.49
AMERICAN EXPRESS CENTURION CD 2.45% 04/05/2022		50,000.000	48,515.50 97.03	50,000.00 1,484.50-	1,225.00 394.95	2.52
BMW BANK NORTH AMERICA SALT LAKE CD 2.1% 09/08/2021		50,000.000	48,660.50 97.32	50,000.00 1,339.50-	1,050.00 416.58	2.16
BMW BANK NORTH AMERICA SALT LAKE CD DTD 11/10/2017 2% 11/10/2020		50,000.000	49,066.00 98.13	50,000.00 934.00-	1,000.00 225.54	2.04
CAPITAL ONE BANK USA NA CD DTD 09/19/2016 1.4% 09/28/2020		100,000.000	96,738.00 96.74	100,000.00 3,262.00-	1,400.00 479.35	1.45
CAPITAL ONE BANK USA NA CD DTD 12/15/2016 2.25% 12/29/2021		50,000.000	48,702.50 97.41	50,000.00 1,297.50-	1,125.00 101.43	2.31
CAPITAL ONE BANK USA NA CD DTD 10/07/2015 2% 10/07/2019		50,000.000	49,741.00 99.48	50,000.00 259.00-	1,000.00 316.94	2.01
DISCOVER BANK CD 2.35% 12/21/2023		50,000.000	47,567.50 95.14	50,000.00 2,432.50-	1,175.00 131.63	2.47