

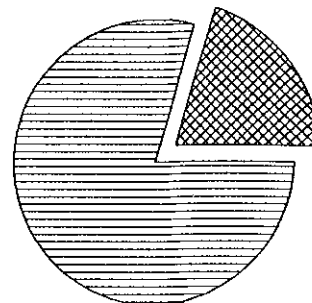


ACCOUNT NUMBER:

STATEMENT PERIOD: NOVEMBER 01, 2018 THROUGH NOVEMBER 30, 2018

**PORTFOLIO SUMMARY**

	TAX COST	MARKET VALUE	PERCENT
 CASH AND EQUIVALENTS	464,124.84	464,124.84	20.4%
 FIXED INCOME	1,859,652.70	1,812,654.85	79.6%
<b>TOTAL ASSETS</b>	<b>2,323,777.54</b>	<b>2,276,779.69</b>	<b>100.0%</b>
ACCRUED INCOME OTHER	7,394.72	7,394.72	
<b>TOTAL ACCRUED INCOME</b>	<b>7,394.72</b>	<b>7,394.72</b>	
<b>TOTAL ASSETS &amp; ACCRUALS</b>	<b>2,331,172.26</b>	<b>2,284,174.41</b>	
BEGINNING MARKET VALUE	2,611,733.20		
ENDING MARKET VALUE	2,284,174.41		



**ACTIVITY SUMMARY**

	THIS PERIOD	YEAR TO DATE	REALIZED CAPITAL GAINS / LOSSES	
			THIS PERIOD	YEAR TO DATE
BEGINNING MARKET VALUE	2,604,309.16	2,063,169.54		
DIVIDENDS AND INTEREST	4,438.49	37,853.16		
OTHER RECEIPTS	0.00	1,491,500.00	LONG TERM	0.00
DISBURSEMENTS	330,000.00-	1,270,000.00-	SHORT TERM	0.00
FEES	1,339.65-	11,724.75-	<b>TOTAL GAINS / LOSSES</b>	<b>0.00</b>
NET CASH SALES/PURCHASES	327,136.10	247,393.47-		<b>389.00-</b>
CHANGE IN MARKET VALUE	327,764.41-	213,375.21		
ENDING MARKET VALUE	2,276,779.69	2,276,779.69	<b>INVESTMENT PERFORMANCE</b>	
			THIS PERIOD	YEAR TO DATE
			RATE OF RETURN	0.15%
				0.19%

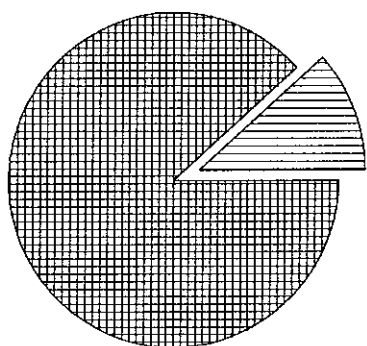
ACCOUNT NUMBER: 10000000000000000000

STATEMENT PERIOD: NOVEMBER 01, 2018 THROUGH NOVEMBER 30, 2018

## PORTFOLIO DETAIL

DESCRIPTION	MARKET VALUE/ PRICE	TAX COST/ UNREALIZED GAIN/LOSS	EST ANNUAL INCOME/ ACCRUED INC	CURRENT YIELD
<b>CASH AND EQUIVALENTS</b>				
FIRST ADVISORS MONEY MARKET	463,889.90 1.00	463,889.90 0.00	10,437.52 869.79	2.25
CASH	234.94	234.94 0.00		
<b>TOTAL CASH AND EQUIVALENTS</b>	<b>464,124.84</b>	<b>464,124.84</b> 0.00	<b>10,437.52</b> 869.79	<b>2.25</b>

## BOND QUALITY SUMMARY



S & P QUALITY RATING	MARKET VALUE	PERCENT
TREASURY / AGENCY	212,168.20	11.7%
NOT RATED	1,600,486.65	88.3%
<b>Total</b>	<b>1,812,654.85</b>	<b>100.0%</b>

DESCRIPTION	RATING	PAR VALUE	MARKET VALUE/ PRICE	TAX COST/ UNREALIZED GAIN/LOSS	EST ANNUAL INCOME/ ACCRUED INC	CURRENT YIELD
<b>FIXED INCOME</b>						
AMERICAN EXPRESS FED SAVINGS BANK INSTL CD 2.4% 09/12/2022		50,000.000	47,829.50 95.66	50,000.00 2,170.50-	1,200.00 265.19	2.51
AMERICAN EXPRESS CENTURION CD 2.45% 04/05/2022		50,000.000	48,335.50 96.67	50,000.00 1,664.50-	1,225.00 191.83	2.53
BMW BANK NORTH AMERICA SALT LAKE CD 2.1% 09/08/2021		50,000.000	48,515.00 97.03	50,000.00 1,485.00-	1,050.00 243.65	2.16
BMW BANK NORTH AMERICA SALT LAKE CD DTD 11/10/2017 2% 11/10/2020		50,000.000	48,975.00 97.95	50,000.00 1,025.00-	1,000.00 58.01	2.04
CAPITAL ONE BANK USA NA CD DTD 09/19/2016 1.4% 09/28/2020		100,000.000	96,843.00 96.84	100,000.00 3,157.00-	1,400.00 247.51	1.45
CAPITAL ONE BANK USA NA CD DTD 12/15/2016 2.25% 12/29/2021		50,000.000	48,506.50 97.01	50,000.00 1,493.50-	1,125.00 476.43	2.32
CAPITAL ONE BANK USA NA CD DTD 10/07/2015 2% 10/07/2019		50,000.000	49,748.50 99.50	50,000.00 251.50-	1,000.00 151.10	2.01